

Individual Report

QCMD 2019 Enterovirus RNA EQA Programme



Catalogue Code: QAV984104	Ref Code: EVRNA19	Challenge: S	Analysis Type: Qualitative	Dataset: 299647	Report UID: 2677/299647/2183	Laboratory CZ023
-------------------------------------	-----------------------------	------------------------	--------------------------------------	---------------------------	--	----------------------------

Intended Results / Panel Composition

Sample Code	Sample Content	Matrix	Sample Relationships [1]	Detection Frequency [2]	Sample Status [3]	Percentage Correct (All) [4]	
						(%)	(n)
EVRNA19S-01	Enterovirus A71	Transport Medium		Detected	CORE	93.5	170
EVRNA19S-02	Coxsackievirus A9	Transport Medium		Detected	CORE	94.7	170
EVRNA19S-03	Enterovirus D68	Transport Medium		Frequently Detected	CORE	95.3	170
EVRNA19S-04	Echovirus 25	Transport Medium		Frequently Detected	CORE	97.6	170
EVRNA19S-05	Enterovirus D68	Transport Medium		Detected	CORE	94.1	170
EVRNA19S-06	Echovirus 6	Transport Medium		Frequently Detected	CORE	97.1	170
EVRNA19S-07	Echovirus 18	Transport Medium		Frequently Detected	CORE	97.6	170
EVRNA19S-08	Echovirus 30	Transport Medium		Detected	CORE	93.5	170
EVRNA19S-09	Negative	Transport Medium		Negative	CORE	98.2	170
EVRNA19S-10	Coxsackievirus A24	Transport Medium		Frequently Detected	EDUCATIONAL	95.9	170

[1] **Sample Relationships:** Indicates the relationships of the samples within this challenge. The highest titre member of dilution series DS1 is indicated by DS1_1 and further members of the series as DS1_2, DS1_3 etc. in order of reducing titre. Additional dilution series are indicated by DS2 (e.g. DS2_1, DS2_2 etc.), DS3 (e.g. DS3_1, DS3_2 etc.). If one duplicate pair is present this is indicated by 'D1'. Further duplicate pairs are indicated by 'D2', 'D3' etc.

[2] **Detection Frequency:** To aid qualitative analysis each panel member is assigned a frequency of detection. This is based on the peer group consensus of all qualitative results returned from participants within the EQA challenge / distribution.

[3] **Sample Status:** EQA samples are defined as "CORE" or "EDUCATIONAL". Core proficiency samples are reviewed by the QCMD Scientific Expert(s). This is on the basis of scientific information, clinical relevance, current literature and, where appropriate, professional clinical guidelines. Participating laboratories are expected to report core proficiency samples correctly within the EQA challenge / distribution.

[4] **Percentage Correct (All):** Percentage of datasets (%) reporting the correct qualitative result and the total number of datasets (n) reported for each panel member.

For further details please refer to the current participant manual.

Individual Report

QCMD 2019 Enterovirus RNA EQA Programme



Catalogue Code: QAV984104	Ref Code: EVRNA19	Challenge: S	Analysis Type: Qualitative	Dataset: 299647	Report UID: 2677/299647/2183	Laboratory CZ023
------------------------------	----------------------	-----------------	-------------------------------	--------------------	---------------------------------	---------------------

Your Summary Results

EQA Assessment Group ^[1] Commercial

Core Panel Detection (Qualitative) Score ^[2] 0

Core Panel Members Results

Sample Code	Qualitative Results			Your Quantitative Data (for information only) ^[3]		
	Percentage Correct (All) ^[4]	Your Result ^[5]	Detection Score ^[6]	Reported Value	Unitage	Cycle Threshold
EVRNA19S-01	93.5	Positive	0		N/A	-
EVRNA19S-02	94.7	Positive	0		N/A	-
EVRNA19S-03	95.3	Positive	0		N/A	-
EVRNA19S-04	97.6	Positive	0		N/A	-
EVRNA19S-05	94.1	Positive	0		N/A	-
EVRNA19S-06	97.1	Positive	0		N/A	-
EVRNA19S-07	97.6	Positive	0		N/A	-
EVRNA19S-08	93.5	Positive	0		N/A	-
EVRNA19S-09	98.2	Negative	0		N/A	-

[1] **EQA Assessment Group:** To aid data analysis, participant results are grouped according to the molecular amplification/detection method specified within their molecular workflow for this challenge / distribution. For further details refer to the *Additional Information: Individual Panel Member Analysis* section of this report.

[2] **Core Panel Detection (Qualitative) Score:** An overall core panel detection score provided per challenge / distribution.


[3] **Quantitative Data (for information only):** This is the quantitative value, unitage and cycle threshold you provided when you submitted your results. For qualitative programmes this information is not used as part of your formal EQA assessment.

[4] **Percentage Correct (All):** Percentage of datasets (%) reporting the correct qualitative results for each panel member.

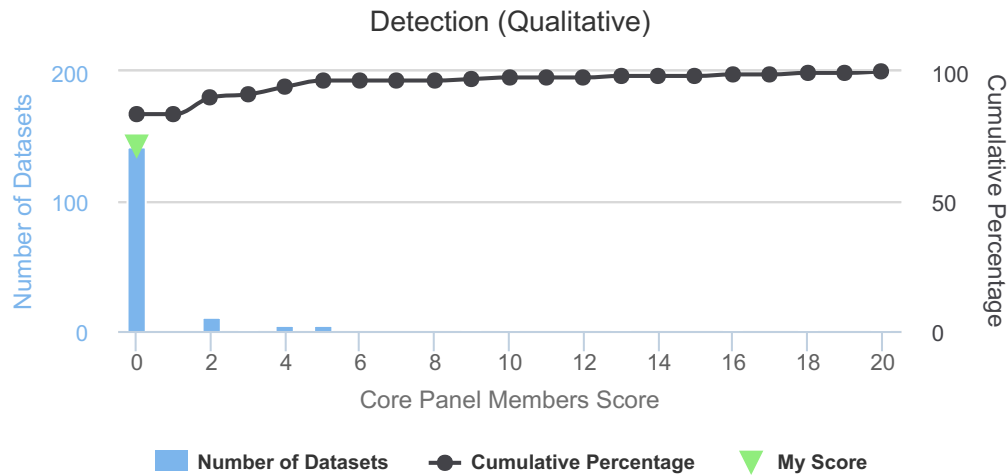
[5] **Your Result:** The qualitative result you reported for each sample within this EQA challenge / distribution.

[6] **Detection Score:** Your detection (qualitative) scores are based on the assigned detection frequency of each panel members, where 0 (zero) is "highly satisfactory" and 3 (three) is "highly unsatisfactory". Scores are provided for individual panel members.

For further details please refer to the current participant manual.

Individual Report	QCMD 2019 Enterovirus RNA EQA Programme				 <small>Quality Control for Molecular Diagnostics</small>	
Catalogue Code: QAV984104	Ref Code: EVRNA19	Challenge: S	Analysis Type: Qualitative	Dataset: 299647	Report UID: 2677/299647/2183	Laboratory CZ023

Core Panel Member Score Breakdown




Core Panel Member Score Breakdown - Detection: This figure gives you a breakdown of the qualitative detection scores for all qualitative datasets returned within this EQA challenge / distribution independent of the EQA assessment group. Panel detection scores are generated from only those panel members that are defined as “CORE”.
For further details please refer to the current participant manual.

My Workflow Details

The details of the workflow(s) used to submit your results for this challenge.

Name	GeneProof Enterovirus PCR Kit (v2)
Description	
Targets	V enterovirus
Assays	<ul style="list-style-type: none"> 🧪 <i>Extraction</i> - Manual Extraction Process <ul style="list-style-type: none"> ● Commercial <ul style="list-style-type: none"> ○ Kit Manufacturer: <i>GeneProof</i> ○ Kit Type: <i>PathogenFree RNA Isolation Kit</i> 📡 <i>Amplification</i> - Bio-Rad - CFX Connect Real-Time PCR Detection System <ul style="list-style-type: none"> ● Commercial <ul style="list-style-type: none"> ○ Kit Manufacturer: <i>GeneProof</i> ○ Kit Type: <i>GeneProof Enterovirus PCR Kit</i> ○ Kit Version: <i>ISEX</i>

Individual Report		QCMD 2019 Enterovirus RNA EQA Programme			 <small>Quality Control for Molecular Diagnostics</small>	
Catalogue Code: QAV984104	Ref Code: EVRNA19	Challenge: S	Analysis Type: Qualitative	Dataset: 299647	Report UID: 2677/299647/2183	Laboratory CZ023

Educational Panel Members Results

Sample Code	Qualitative Results			Your Quantitative Data (for information only) ^[1]		
	Percentage Correct (All) ^[2]	Your Result ^[3]	Detection Score ^[4]	Reported Value	Unitage	Cycle Threshold
EVRNA19S-10	95.9	Positive	0		N/A	-

[1] Quantitative Data (for information only): This is the quantitative value, unitage and cycle threshold you provided when you submitted your results. For qualitative programmes this information is not used as part of your formal EQA assessment.

[2] Percentage Correct (All): Percentage of datasets (%) reporting the correct qualitative results for each panel member.


[3] Your Result: The qualitative result you reported for each sample within this EQA challenge / distribution.

[4] Detection Score: Your detection (qualitative) scores are based on the assigned detection frequency of each panel members, where 0 (zero) is "highly satisfactory" and 3 (three) is "highly unsatisfactory". Scores are provided for individual panel members.

For further details please refer to the current participant manual.

Further Programme Details

Number of Participants	152
Number of Countries	32
Number of Respondents	141
Number of Datasets Submitted	170
Qualitative Results Returned	170 (100.0%)

Individual Report		QCMD 2019 Enterovirus RNA EQA Programme			 <small>Quality Control for Molecular Diagnostics</small>	
Catalogue Code: QAV984104	Ref Code: EVRNA19	Challenge: S	Analysis Type: Qualitative	Dataset: 299647	Report UID: 2677/299647/2183	Laboratory CZ023

Comments

A number of laboratories who tested the EVRNA19S panel using BioFire Film Array and Cepheid Xpert kits, returned 'Not Determined' results for some of the samples included in this distribution stating that they were 'not tested'.

According to the current QCMD scoring system, all results returned as 'Not Determined' are assessed/scored as being incorrect. Therefore please note under the Individual Panel Member Analysis (Qualitative) section of this report, the 'Incorrect' results highlighted within the BioMeriueX- BioFire FilmArray and Cepheid- Cepheid Xpert kit EQA assessment groups also include these 'not tested' results.

A breakdown of the datasets returned as 'Not Determined' with the comment 'not tested' is shown below.

EVRNA19S-01 - x1 BioFire FilmArray dataset, x1 Cepheid Xpert dataset
EVRNA19S-02 - x2 BioFire FilmArray datasets, x1 Cepheid Xpert dataset
EVRNA19S-03 - x1 BioFire FilmArray dataset, x1 Cepheid Xpert dataset
EVRNA19S-04 - x3 BioFire FilmArray datasets, x1 Cepheid Xpert datasets
EVRNA19S-05 - x2 BioFire FilmArray datasets, x2 Cepheid Xpert datasets
EVRNA19S-06 - x3 BioFire FilmArray datasets, x2 Cepheid Xpert datasets
EVRNA19S-07 - x2 BioFire FilmArray datasets, x2 Cepheid Xpert datasets
EVRNA19S-08 - x2 BioFire FilmArray datasets, x2 Cepheid Xpert datasets
EVRNA19S-09 - x1 BioFire FilmArray dataset, x1 Cepheid Xpert dataset
EVRNA19S-10 - x2 BioFire FilmArray datasets, x1 Cepheid Xpert dataset

EQA Programme Aims


To assess the ability of laboratories molecular assays to detect different types and concentrations of enterovirus (EV).

To review the performance of laboratories quantitative EV molecular assays.

Feedback and Enquiries

Participants are encouraged to read the QCMD Participants' Manual, which can be downloaded from the QCMD website.

Any queries about this report should be addressed to the QCMD Neutral Office (neutraloffice@qcmd.org).

Individual Report		QCMD 2019 Enterovirus RNA EQA Programme			 QCMD <small>Quality Control for Molecular Diagnostics</small>	
Catalogue Code: QAV984104	Ref Code: EVRNA19	Challenge: S	Analysis Type: Qualitative	Dataset: 299647	Report UID: 2677/299647/2183	Laboratory CZ023

Panel member analysis is separated into CORE samples followed by EDUCATIONAL samples.

Additional Core Samples Information

The following section has been categorised as shown below:

Core ► Qualitative

Individual Panel Member Analysis (Qualitative)

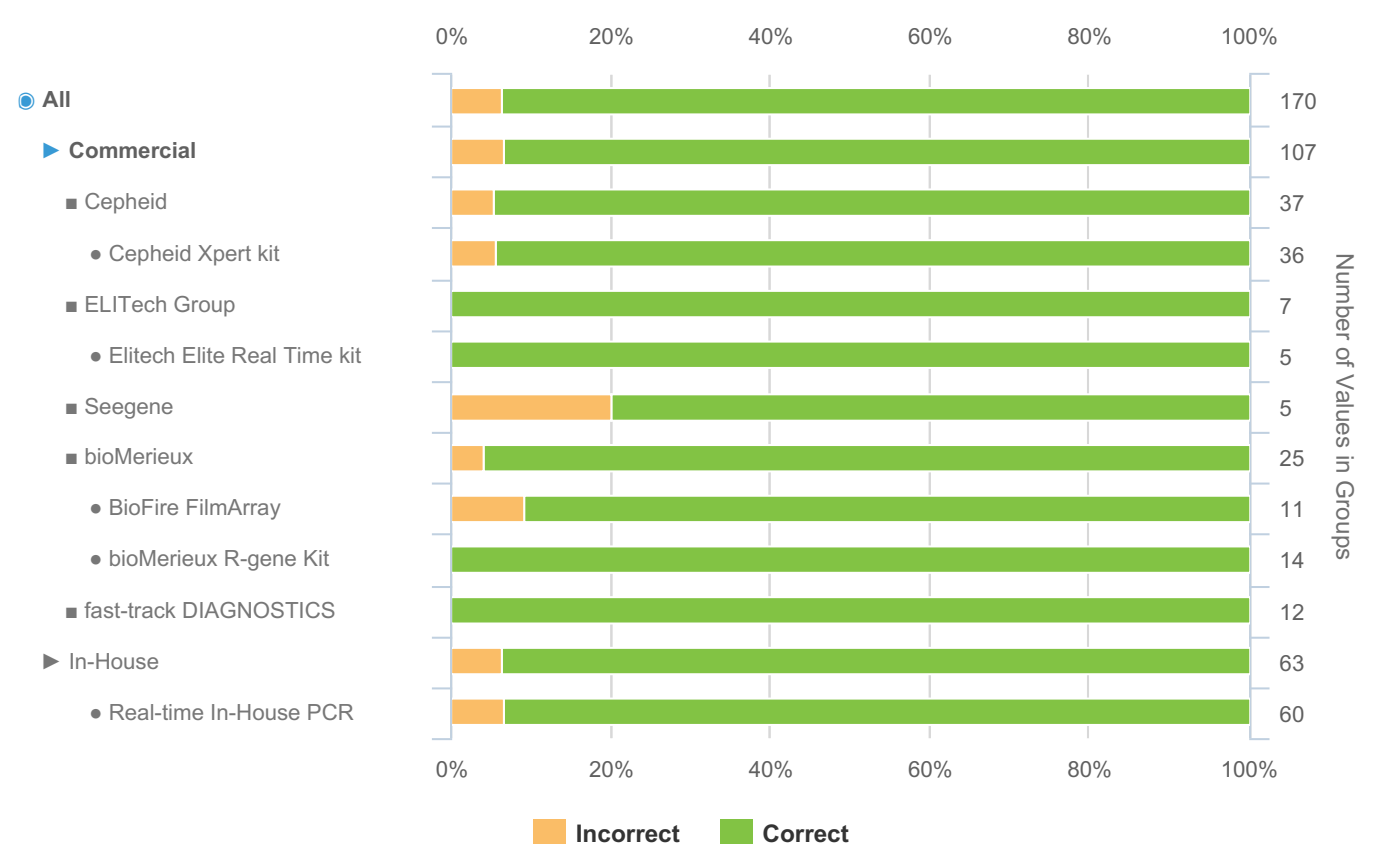
Qualitative analysis for each panel member is provided in relation to your EQA assessment group. EQA assessment groups are established using the molecular workflow information reported by all participants within this EQA challenge / distribution. The principal level of assessment is at the individual method level which is defined based on your reported “amplification/detection method” and other laboratories using the same or similar amplification/detection methods.

To allow meaningful assessment at the individual method level the EQA assessment group must consist of 5 or more datasets. If there are not sufficient datasets at the individual method level then your results will be included within a higher EQA assessment group based on whether it is a commercial or in house technology/method. The highest level assessment grouping is “All” participant reported qualitative results.

A breakdown of qualitative results reported by participants on each of the panel members within this EQA challenge / distribution is provided below. You can compare your results to those within your EQA assessment group and those obtained within other EQA assessment groups or to the overall consensus for each sample within this EQA challenge / distribution.

EVRNA19S-01 - Qualitative Results Breakdown

Sample Code	Sample Content	Matrix	Sample Relationships	Detection Frequency	Sample Status	Percentage Correct (All)	
						(%)	(n)
EVRNA19S-01	Enterovirus A71	Transport Medium		Detected	CORE	93.5	170

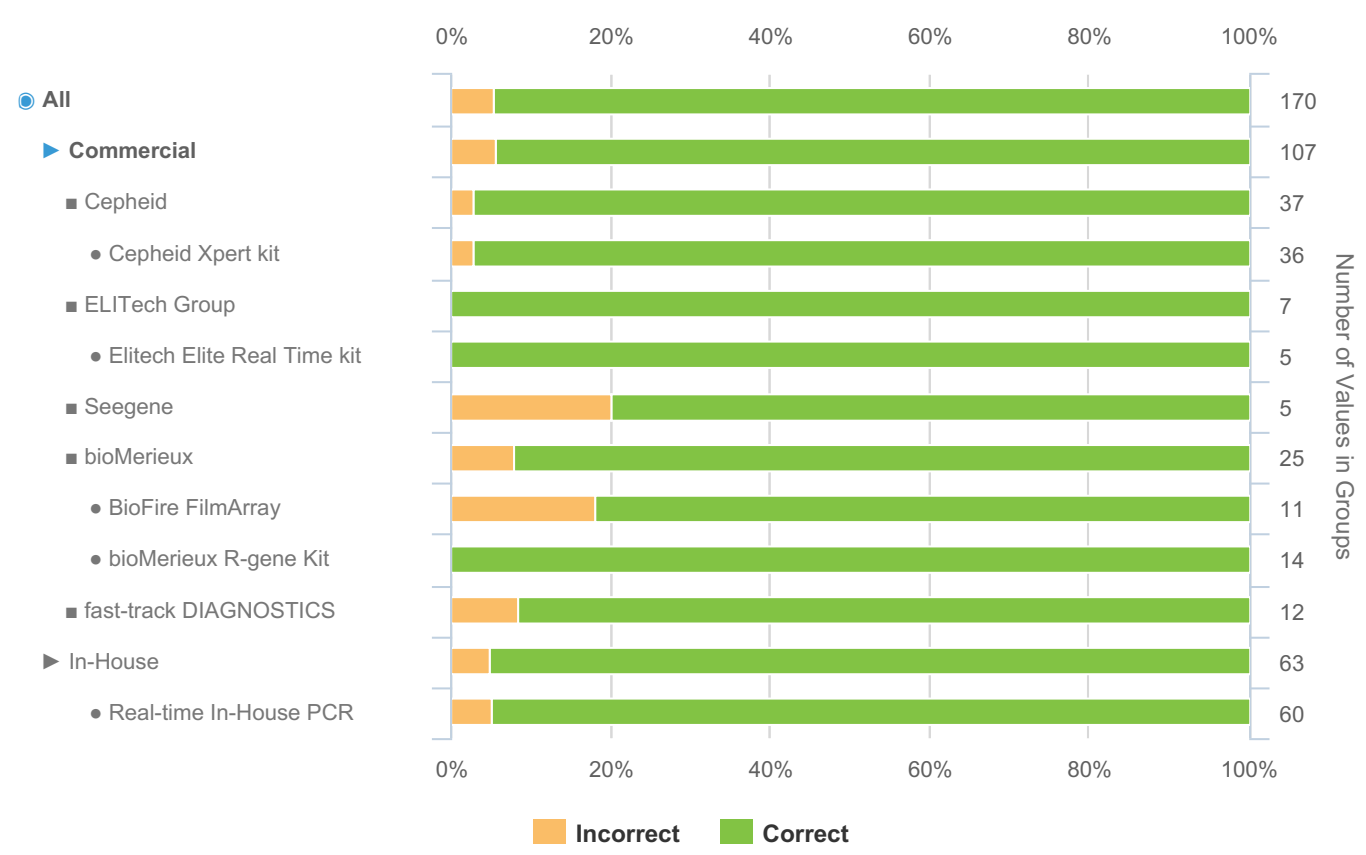


Groups below n=5: Altona Diagnostics (n=2), Altona Diagnostics - Altona Diagnostics RealStar (n=2), AnDiaTec (n=1), AnDiaTec - AnDiaTec (n=1), Cepheid - Cepheid SmartCycler (n=1), DIA.PRO (n=1), DIA.PRO - DIA.PRO Real Time PCR (n=1), Diagenode (n=3), Diagenode - Diagenode Real Time kit (n=3), ELITech Group - Elitech Alert Real Time Q-PCR (n=1), ELITech Group - Elitech Alert Real Time Q-PCR kit (n=1), GeneProof (n=1), GeneProof - GeneProof Real Time PCR kit (n=1), Luminex (n=1), Luminex - Luminex xTAG (n=1), PathoFinder (n=1), PathoFinder - PathoFinder Real Time PCR (n=1), PrimerDesign (n=1), PrimerDesign - PrimerDesign Genesig (n=1), Progenie Molecular (n=4), Progenie Molecular - Progenie Molecular RealCycler (n=4), R-Biopharm (n=4), R-Biopharm - R-Biopharm RIDA Gene (n=4), TIB MOLBIOL (n=2), TIB MOLBIOL - TIB MOLBIOL LightMix (n=2), In-House - Conventional In-House PCR (n=3)

Groups Rolled Up: Seegene - Seegene Real Time PCR (n=5), fast-track DIAGNOSTICS - FTD real time PCR (n=12)

EVRNA19S-02 - Qualitative Results Breakdown

Sample Code	Sample Content	Matrix	Sample Relationships	Detection Frequency	Sample Status	Percentage Correct (All)	
						(%)	(n)
EVRNA19S-02	Coxsackievirus A9	Transport Medium		Detected	CORE	94.7	170

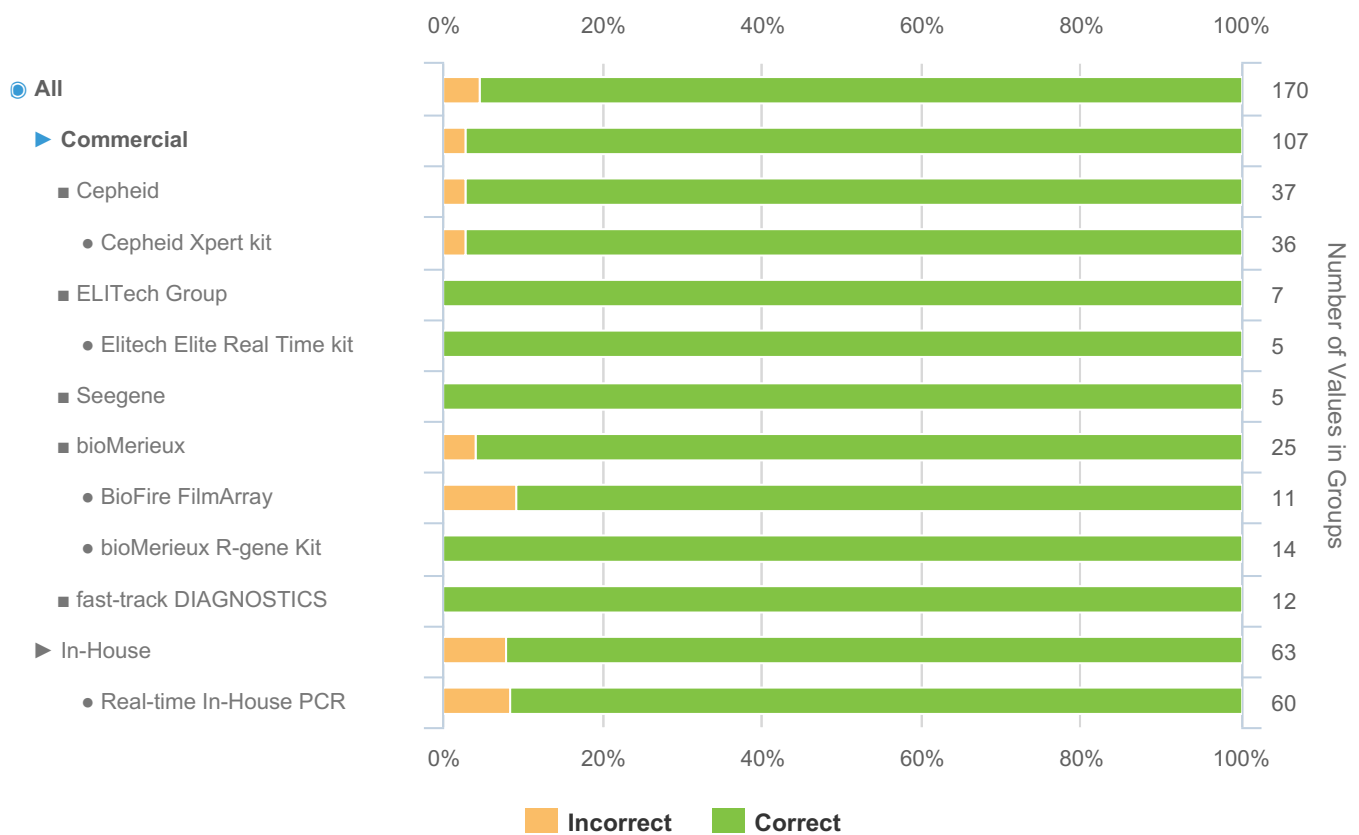


Groups below n=5: Altona Diagnostics (n=2), Altona Diagnostics - Altona Diagnostics RealStar (n=2), AnDiaTec (n=1), AnDiaTec - AnDiaTec (n=1), Cepheid - Cepheid SmartCycler (n=1), DIA.PRO (n=1), DIA.PRO - DIA.PRO Real Time PCR (n=1), Diagenode (n=3), Diagenode - Diagenode Real Time kit (n=3), ELITech Group - Elitech Alert Real Time Q-PCR (n=1), ELITech Group - Elitech Alert Real Time Q-PCR kit (n=1), GeneProof (n=1), GeneProof - GeneProof Real Time PCR kit (n=1), Luminex (n=1), Luminex - Luminex xTAG (n=1), PathoFinder (n=1), PathoFinder - PathoFinder Real Time PCR (n=1), PrimerDesign (n=1), PrimerDesign - PrimerDesign Genesig (n=1), Progenie Molecular (n=4), Progenie Molecular - Progenie Molecular RealCycler (n=4), R-Biopharm (n=4), R-Biopharm - R-Biopharm RIDA Gene (n=4), TIB MOLBIOL (n=2), TIB MOLBIOL - TIB MOLBIOL LightMix (n=2), In-House - Conventional In-House PCR (n=3)

Groups Rolled Up: Seegene - Seegene Real Time PCR (n=5), fast-track DIAGNOSTICS - FTD real time PCR (n=12)

EVRNA19S-03 - Qualitative Results Breakdown

Sample Code	Sample Content	Matrix	Sample Relationships	Detection Frequency	Sample Status	Percentage Correct (All)	
						(%)	(n)
EVRNA19S-03	Enterovirus D68	Transport Medium		Frequently Detected	CORE	95.3	170

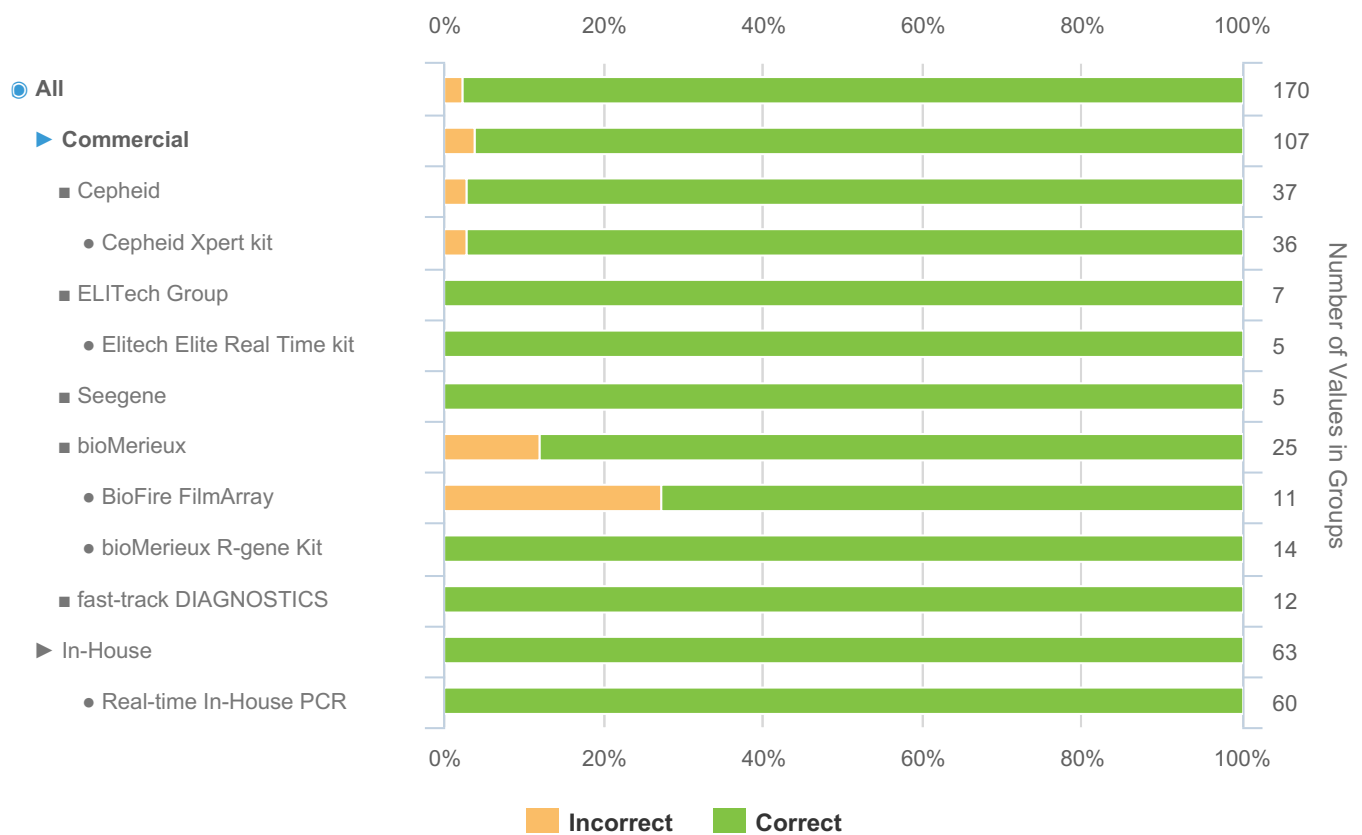


Groups below n=5: Altona Diagnostics (n=2), Altona Diagnostics - Altona Diagnostics RealStar (n=2), AnDiaTec (n=1), AnDiaTec - AnDiaTec (n=1), Cepheid - Cepheid SmartCycler (n=1), DIA.PRO (n=1), DIA.PRO - DIA.PRO Real Time PCR (n=1), Diagenode (n=3), Diagenode - Diagenode Real Time kit (n=3), ELITech Group - Elitech Alert Real Time Q-PCR (n=1), ELITech Group - Elitech Alert Real Time Q-PCR kit (n=1), GeneProof (n=1), GeneProof - GeneProof Real Time PCR kit (n=1), Luminex (n=1), Luminex - Luminex xTAG (n=1), PathoFinder (n=1), PathoFinder - PathoFinder Real Time PCR (n=1), PrimerDesign (n=1), PrimerDesign - PrimerDesign Genesig (n=1), Progenie Molecular (n=4), Progenie Molecular - Progenie Molecular RealCycler (n=4), R-Biopharm (n=4), R-Biopharm - R-Biopharm RIDA Gene (n=4), TIB MOLBIOL (n=2), TIB MOLBIOL - TIB MOLBIOL LightMix (n=2), In-House - Conventional In-House PCR (n=3)

Groups Rolled Up: Seegene - Seegene Real Time PCR (n=5), fast-track DIAGNOSTICS - FTD real time PCR (n=12)


EVRNA19S-04 - Qualitative Results Breakdown

Sample Code	Sample Content	Matrix	Sample Relationships	Detection Frequency	Sample Status	Percentage Correct (All)	
						(%)	(n)
EVRNA19S-04	Echovirus 25	Transport Medium		Frequently Detected	CORE	97.6	170



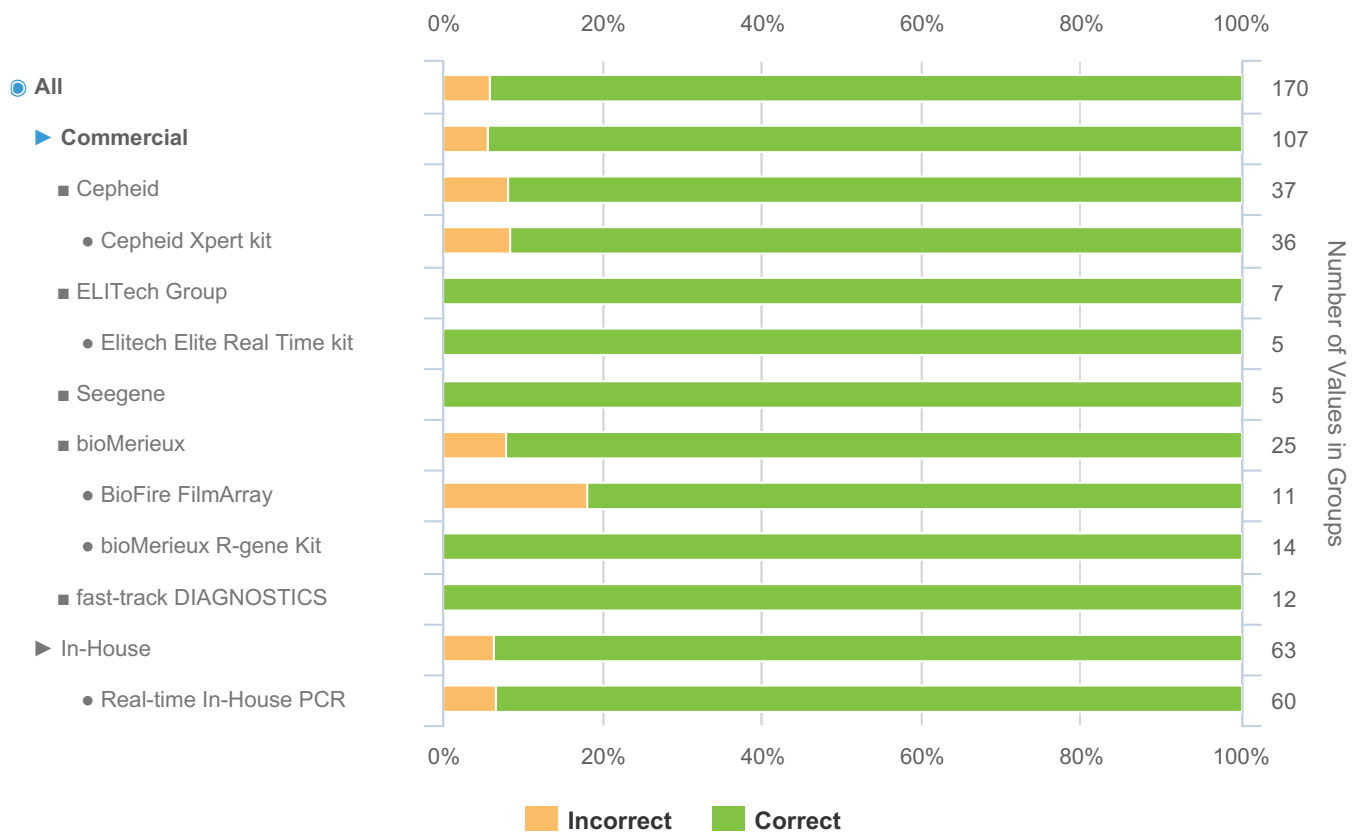
Groups below n=5: Altona Diagnostics (n=2), Altona Diagnostics - Altona Diagnostics RealStar (n=2), AnDiaTec (n=1), AnDiaTec - AnDiaTec (n=1), Cepheid - Cepheid SmartCycler (n=1), DIA.PRO (n=1), DIA.PRO - DIA.PRO Real Time PCR (n=1), Diagenode (n=3), Diagenode - Diagenode Real Time kit (n=3), ELITech Group - Elitech Alert Real Time Q-PCR (n=1), ELITech Group - Elitech Alert Real Time Q-PCR kit (n=1), GeneProof (n=1), GeneProof - GeneProof Real Time PCR kit (n=1), Luminex (n=1), Luminex - Luminex xTAG (n=1), PathoFinder (n=1), PathoFinder - PathoFinder Real Time PCR (n=1), PrimerDesign (n=1), PrimerDesign - PrimerDesign Genesig (n=1), Progenie Molecular (n=4), Progenie Molecular - Progenie Molecular RealCycler (n=4), R-Biopharm (n=4), R-Biopharm - R-Biopharm RIDA Gene (n=4), TIB MOLBIOL (n=2), TIB MOLBIOL - TIB MOLBIOL LightMix (n=2), In-House - Conventional In-House PCR (n=3)

Groups Rolled Up: Seegene - Seegene Real Time PCR (n=5), fast-track DIAGNOSTICS - FTD real time PCR (n=12)

Individual Report		QCMD 2019 Enterovirus RNA EQA Programme				 <small>Quality Control for Molecular Diagnostics</small>	
Catalogue Code: QAV984104	Ref Code: EVRNA19	Challenge: S	Analysis Type: Qualitative	Dataset: 299647	Report UID: 2677/299647/2183	Laboratory CZ023	


EVRNA19S-05 - Qualitative Results Breakdown

Sample Code	Sample Content	Matrix	Sample Relationships	Detection Frequency	Sample Status	Percentage Correct (All)	
						(%)	(n)
EVRNA19S-05	Enterovirus D68	Transport Medium		Detected	CORE	94.1	170



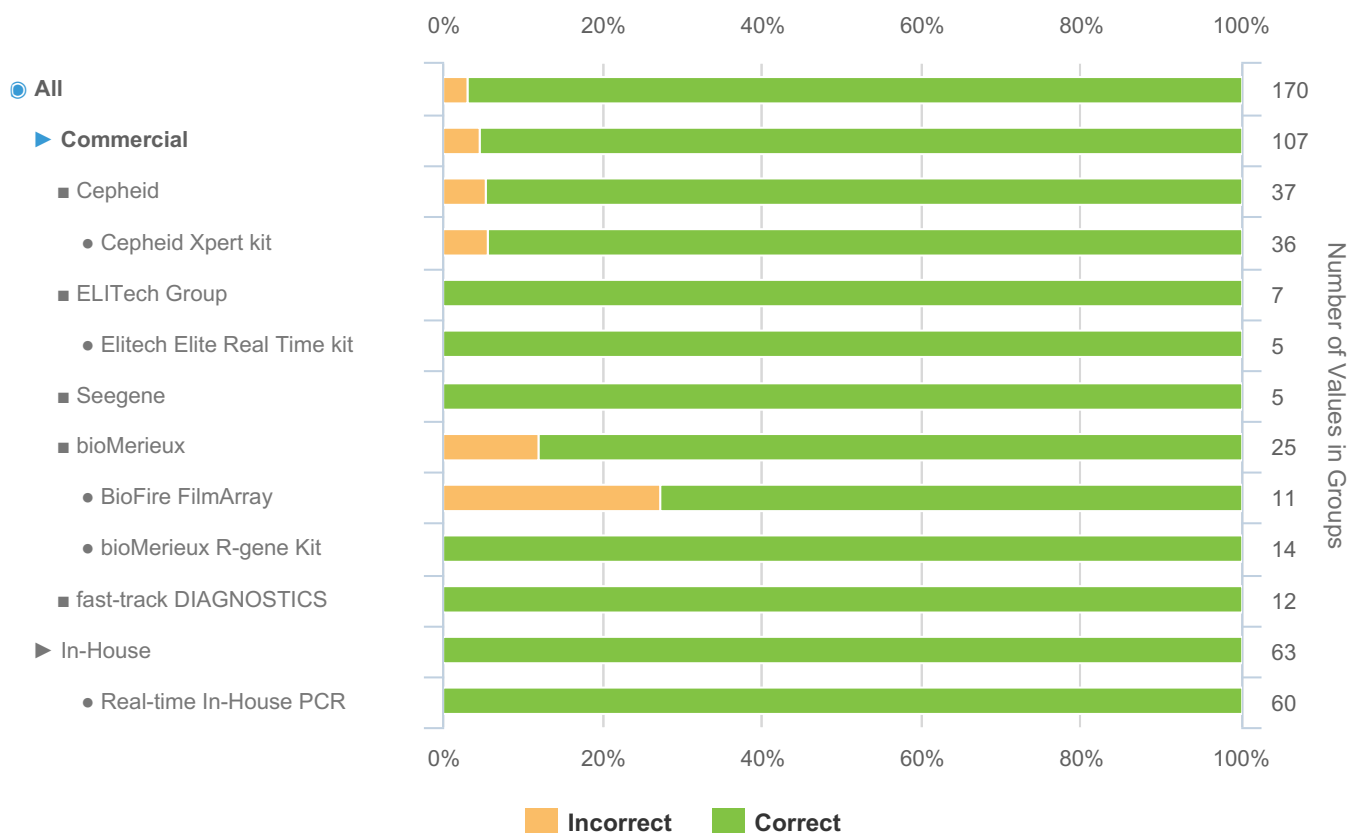
Groups below n=5: Altona Diagnostics (n=2), Altona Diagnostics - Altona Diagnostics RealStar (n=2), AnDiaTec (n=1), AnDiaTec - AnDiaTec (n=1), Cepheid - Cepheid SmartCycler (n=1), DIA.PRO (n=1), DIA.PRO - DIA.PRO Real Time PCR (n=1), Diagenode (n=3), Diagenode - Diagenode Real Time kit (n=3), ELITech Group - Elitech Alert Real Time Q-PCR (n=1), ELITech Group - Elitech Alert Real Time Q-PCR kit (n=1), GeneProof (n=1), GeneProof - GeneProof Real Time PCR kit (n=1), Luminex (n=1), Luminex - Luminex xTAG (n=1), PathoFinder (n=1), PathoFinder - PathoFinder Real Time PCR (n=1), PrimerDesign (n=1), PrimerDesign - PrimerDesign Genesig (n=1), Progenie Molecular (n=4), Progenie Molecular - Progenie Molecular RealCycler (n=4), R-Biopharm (n=4), R-Biopharm - R-Biopharm RIDA Gene (n=4), TIB MOLBIOL (n=2), TIB MOLBIOL - TIB MOLBIOL LightMix (n=2), In-House - Conventional In-House PCR (n=3)

Groups Rolled Up: Seegene - Seegene Real Time PCR (n=5), fast-track DIAGNOSTICS - FTD real time PCR (n=12)

Individual Report		QCMD 2019 Enterovirus RNA EQA Programme					
Catalogue Code: QAV984104	Ref Code: EVRNA19	Challenge: S	Analysis Type: Qualitative	Dataset: 299647	Report UID: 2677/299647/2183	Laboratory CZ023	


EVRNA19S-06 - Qualitative Results Breakdown

Sample Code	Sample Content	Matrix	Sample Relationships	Detection Frequency	Sample Status	Percentage Correct (All)	
						(%)	(n)
EVRNA19S-06	Echovirus 6	Transport Medium		Frequently Detected	CORE	97.1	170



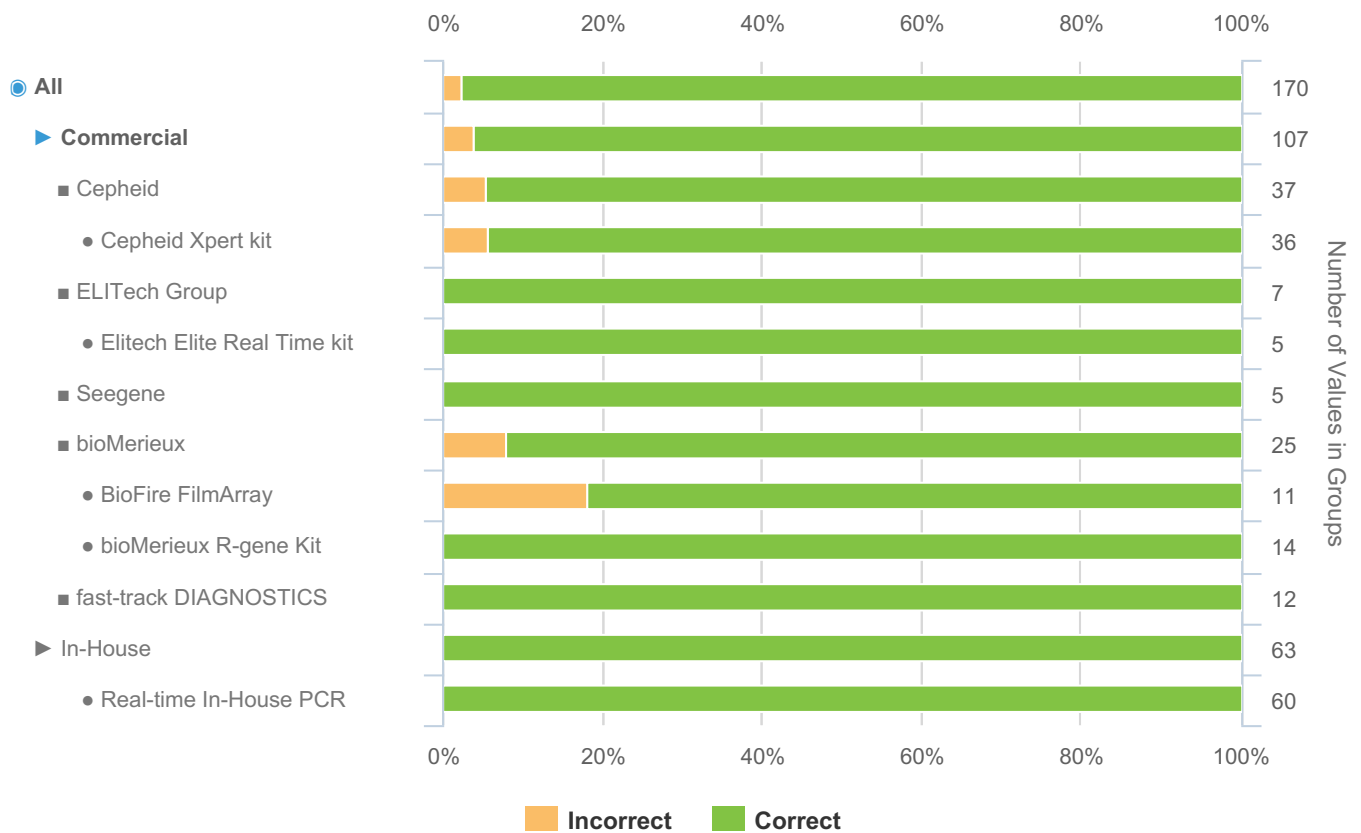
Groups below n=5: Altona Diagnostics (n=2), Altona Diagnostics - Altona Diagnostics RealStar (n=2), AnDiaTec (n=1), AnDiaTec - AnDiaTec (n=1), Cepheid - Cepheid SmartCycler (n=1), DIA.PRO (n=1), DIA.PRO - DIA.PRO Real Time PCR (n=1), Diagenode (n=3), Diagenode - Diagenode Real Time kit (n=3), ELITech Group - Elitech Alert Real Time Q-PCR (n=1), ELITech Group - Elitech Alert Real Time Q-PCR kit (n=1), GeneProof (n=1), GeneProof - GeneProof Real Time PCR kit (n=1), Luminex (n=1), Luminex - Luminex xTAG (n=1), PathoFinder (n=1), PathoFinder - PathoFinder Real Time PCR (n=1), PrimerDesign (n=1), PrimerDesign - PrimerDesign Genesig (n=1), Progenie Molecular (n=4), Progenie Molecular - Progenie Molecular RealCycler (n=4), R-Biopharm (n=4), R-Biopharm - R-Biopharm RIDA Gene (n=4), TIB MOLBIOL (n=2), TIB MOLBIOL - TIB MOLBIOL LightMix (n=2), In-House - Conventional In-House PCR (n=3)

Groups Rolled Up: Seegene - Seegene Real Time PCR (n=5), fast-track DIAGNOSTICS - FTD real time PCR (n=12)

Individual Report		QCMD 2019 Enterovirus RNA EQA Programme				 <small>Quality Control for Molecular Diagnostics</small>	
Catalogue Code: QAV984104	Ref Code: EVRNA19	Challenge: S	Analysis Type: Qualitative	Dataset: 299647	Report UID: 2677/299647/2183	Laboratory CZ023	

EVRNA19S-07 - Qualitative Results Breakdown

Sample Code	Sample Content	Matrix	Sample Relationships	Detection Frequency	Sample Status	Percentage Correct (All)	
						(%)	(n)
EVRNA19S-07	Echovirus 18	Transport Medium		Frequently Detected	CORE	97.6	170

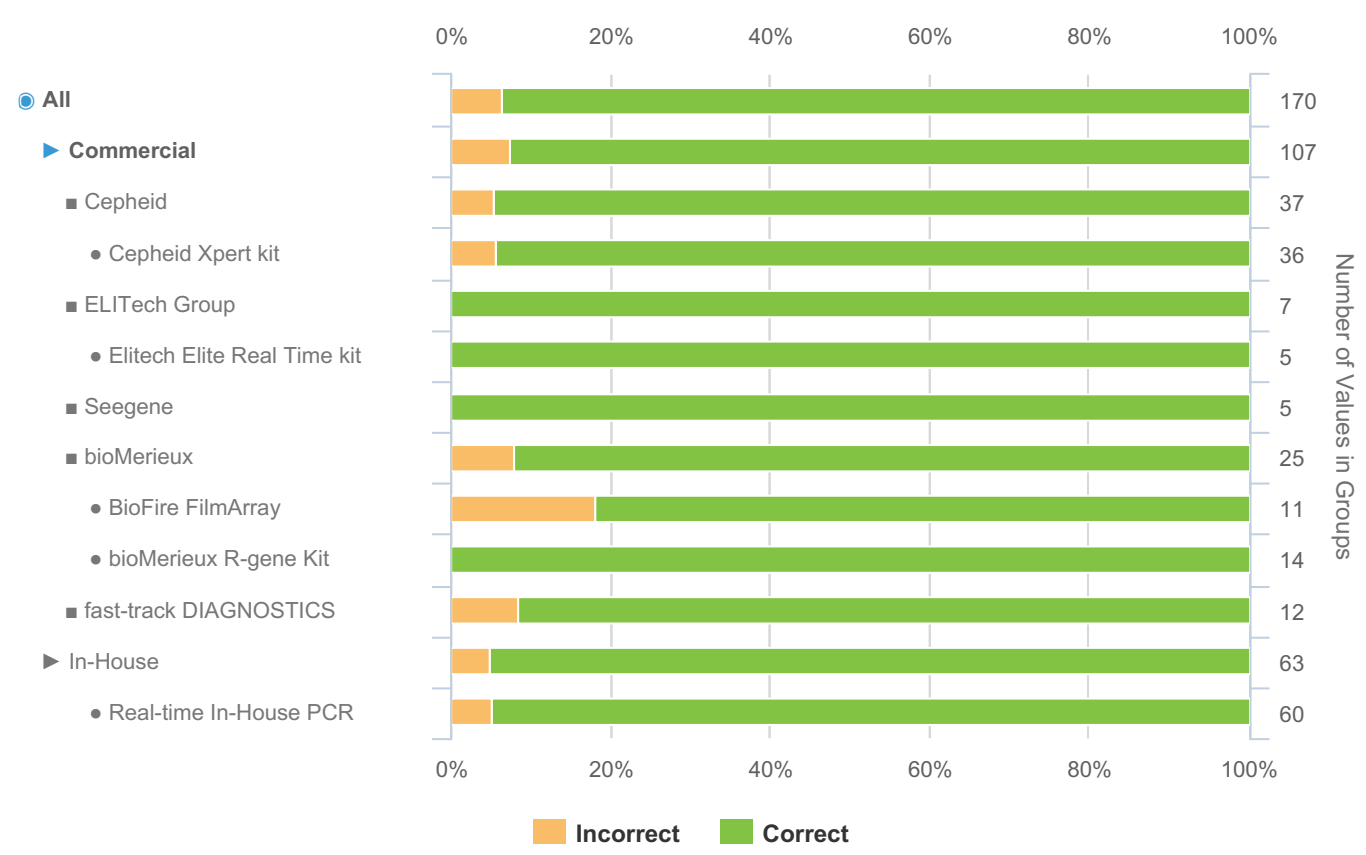


Groups below n=5: Altona Diagnostics (n=2), Altona Diagnostics - Altona Diagnostics RealStar (n=2), AnDiaTec (n=1), AnDiaTec - AnDiaTec (n=1), Cepheid - Cepheid SmartCycler (n=1), DIA.PRO (n=1), DIA.PRO - DIA.PRO Real Time PCR (n=1), Diagenode (n=3), Diagenode - Diagenode Real Time kit (n=3), ELITech Group - Elitech Alert Real Time Q-PCR (n=1), ELITech Group - Elitech Alert Real Time Q-PCR kit (n=1), GeneProof (n=1), GeneProof - GeneProof Real Time PCR kit (n=1), Luminex (n=1), Luminex - Luminex xTAG (n=1), PathoFinder (n=1), PathoFinder - PathoFinder Real Time PCR (n=1), PrimerDesign (n=1), PrimerDesign - PrimerDesign Genesig (n=1), Progenie Molecular (n=4), Progenie Molecular - Progenie Molecular RealCycler (n=4), R-Biopharm (n=4), R-Biopharm - R-Biopharm RIDA Gene (n=4), TIB MOLBIOL (n=2), TIB MOLBIOL - TIB MOLBIOL LightMix (n=2), In-House - Conventional In-House PCR (n=3)

Groups Rolled Up: Seegene - Seegene Real Time PCR (n=5), fast-track DIAGNOSTICS - FTD real time PCR (n=12)


EVRNA19S-08 - Qualitative Results Breakdown

Sample Code	Sample Content	Matrix	Sample Relationships	Detection Frequency	Sample Status	Percentage Correct (All)	
						(%)	(n)
EVRNA19S-08	Echovirus 30	Transport Medium		Detected	CORE	93.5	170



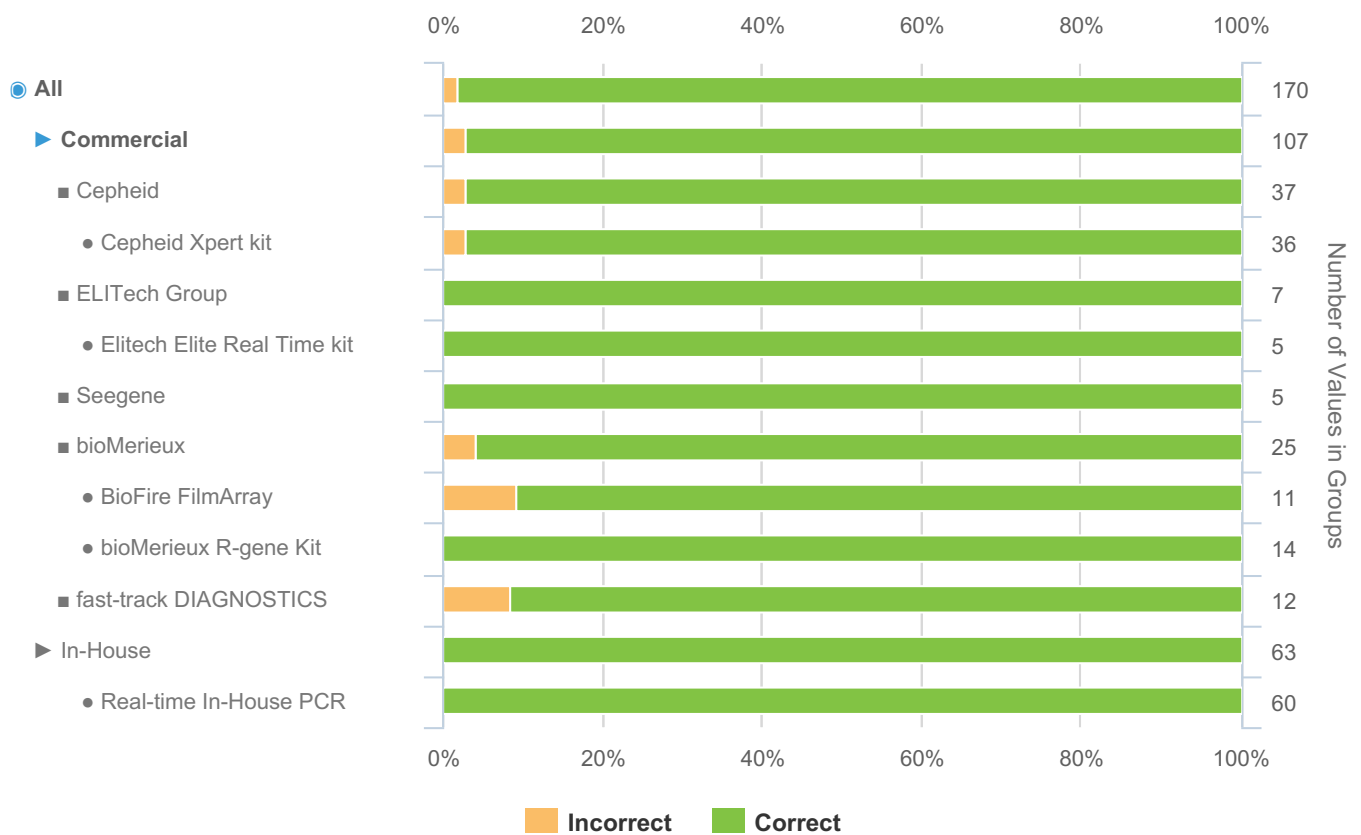
Groups below n=5: Altona Diagnostics (n=2), Altona Diagnostics - Altona Diagnostics RealStar (n=2), AnDiaTec (n=1), AnDiaTec - AnDiaTec (n=1), Cepheid - Cepheid SmartCycler (n=1), DIA.PRO (n=1), DIA.PRO - DIA.PRO Real Time PCR (n=1), Diagenode (n=3), Diagenode - Diagenode Real Time kit (n=3), ELITech Group - Elitech Alert Real Time Q-PCR (n=1), ELITech Group - Elitech Alert Real Time Q-PCR kit (n=1), GeneProof (n=1), GeneProof - GeneProof Real Time PCR kit (n=1), Luminex (n=1), Luminex - Luminex xTAG (n=1), PathoFinder (n=1), PathoFinder - PathoFinder Real Time PCR (n=1), PrimerDesign (n=1), PrimerDesign - PrimerDesign Genesig (n=1), Progenie Molecular (n=4), Progenie Molecular - Progenie Molecular RealCycler (n=4), R-Biopharm (n=4), R-Biopharm - R-Biopharm RIDA Gene (n=4), TIB MOLBIOL (n=2), TIB MOLBIOL - TIB MOLBIOL LightMix (n=2), In-House - Conventional In-House PCR (n=3)

Groups Rolled Up: Seegene - Seegene Real Time PCR (n=5), fast-track DIAGNOSTICS - FTD real time PCR (n=12)

Individual Report		QCMD 2019 Enterovirus RNA EQA Programme				 <small>Quality Control for Molecular Diagnostics</small>	
Catalogue Code: QAV984104	Ref Code: EVRNA19	Challenge: S	Analysis Type: Qualitative	Dataset: 299647	Report UID: 2677/299647/2183	Laboratory CZ023	


EVRNA19S-09 - Qualitative Results Breakdown

Sample Code	Sample Content	Matrix	Sample Relationships	Detection Frequency	Sample Status	Percentage Correct (All)	
						(%)	(n)
EVRNA19S-09	Negative	Transport Medium		Negative	CORE	98.2	170



Groups below n=5: Altona Diagnostics (n=2), Altona Diagnostics - Altona Diagnostics RealStar (n=2), AnDiaTec (n=1), AnDiaTec - AnDiaTec (n=1), Cepheid - Cepheid SmartCycler (n=1), DIA.PRO (n=1), DIA.PRO - DIA.PRO Real Time PCR (n=1), Diagenode (n=3), Diagenode - Diagenode Real Time kit (n=3), ELITech Group - Elitech Alert Real Time Q-PCR (n=1), ELITech Group - Elitech Alert Real Time Q-PCR kit (n=1), GeneProof (n=1), GeneProof - GeneProof Real Time PCR kit (n=1), Luminex (n=1), Luminex - Luminex xTAG (n=1), PathoFinder (n=1), PathoFinder - PathoFinder Real Time PCR (n=1), PrimerDesign (n=1), PrimerDesign - PrimerDesign Genesig (n=1), Progenie Molecular (n=4), Progenie Molecular - Progenie Molecular RealCycler (n=4), R-Biopharm (n=4), R-Biopharm - R-Biopharm RIDA Gene (n=4), TIB MOLBIOL (n=2), TIB MOLBIOL - TIB MOLBIOL LightMix (n=2), In-House - Conventional In-House PCR (n=3)

Groups Rolled Up: Seegene - Seegene Real Time PCR (n=5), fast-track DIAGNOSTICS - FTD real time PCR (n=12)

Individual Report		QCMD 2019 Enterovirus RNA EQA Programme			 <small>Quality Control for Molecular Diagnostics</small>	
Catalogue Code: QAV984104	Ref Code: EVRNA19	Challenge: S	Analysis Type: Qualitative	Dataset: 299647	Report UID: 2677/299647/2183	Laboratory CZ023

Additional Educational Samples Information

The following section has been categorised as shown below:

Educational ► Qualitative

Individual Panel Member Analysis (Qualitative)

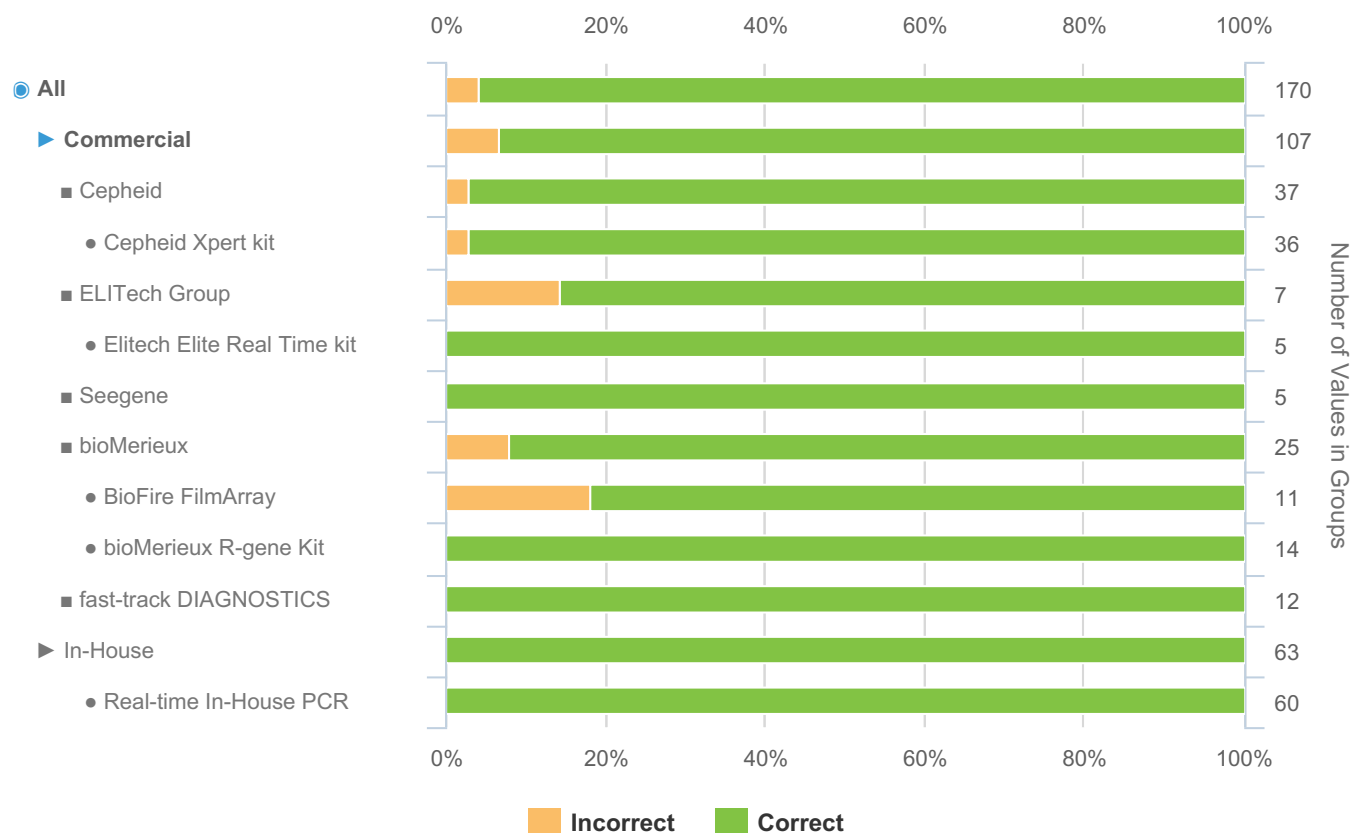
Qualitative analysis for each panel member is provided in relation to your EQA assessment group. EQA assessment groups are established using the molecular workflow information reported by all participants within this EQA challenge / distribution. The principal level of assessment is at the individual method level which is defined based on your reported “amplification/detection method” and other laboratories using the same or similar amplification/detection methods.

To allow meaningful assessment at the individual method level the EQA assessment group must consist of 5 or more datasets. If there are not sufficient datasets at the individual method level then your results will be included within a higher EQA assessment group based on whether it is a commercial or in house technology/method. The highest level assessment grouping is “All” participant reported qualitative results.

A breakdown of qualitative results reported by participants on each of the panel members within this EQA challenge / distribution is provided below. You can compare your results to those within your EQA assessment group and those obtained within other EQA assessment groups or to the overall consensus for each sample within this EQA challenge / distribution.


EVRNA19S-10 - Qualitative Results Breakdown

Sample Code	Sample Content	Matrix	Sample Relationships	Detection Frequency	Sample Status	Percentage Correct (All)	
						(%)	(n)
EVRNA19S-10	Coxsackievirus A24	Transport Medium		Frequently Detected	EDUCATIONAL	95.9	170



Groups below n=5: Altona Diagnostics (n=2), Altona Diagnostics - Altona Diagnostics RealStar (n=2), AnDiaTec (n=1), AnDiaTec - AnDiaTec (n=1), Cepheid - Cepheid SmartCycler (n=1), DIA.PRO (n=1), DIA.PRO - DIA.PRO Real Time PCR (n=1), Diagenode (n=3), Diagenode - Diagenode Real Time kit (n=3), ELITech Group - Elitech Alert Real Time Q-PCR (n=1), ELITech Group - Elitech Alert Real Time Q-PCR kit (n=1), GeneProof (n=1), GeneProof - GeneProof Real Time PCR kit (n=1), Luminex (n=1), Luminex - Luminex xTAG (n=1), PathoFinder (n=1), PathoFinder - PathoFinder Real Time PCR (n=1), PrimerDesign (n=1), PrimerDesign - PrimerDesign Genesig (n=1), Progenie Molecular (n=4), Progenie Molecular - Progenie Molecular RealCycler (n=4), R-Biopharm (n=4), R-Biopharm - R-Biopharm RIDA Gene (n=4), TIB MOLBIOL (n=2), TIB MOLBIOL - TIB MOLBIOL LightMix (n=2), In-House - Conventional In-House PCR (n=3)

Groups Rolled Up: Seegene - Seegene Real Time PCR (n=5), fast-track DIAGNOSTICS - FTD real time PCR (n=12)

Individual Report		QCMD 2019 Enterovirus RNA EQA Programme					
Catalogue Code: QAV984104	Ref Code: EVRNA19	Challenge: S	Analysis Type: Qualitative	Dataset: 299647	Report UID: 2677/299647/2183	Laboratory CZ023	

QCMD © 2019. The QCMD EQA programme samples, associated reports and data generated during this programme are intended for External Quality Assessment (EQA) and Proficiency Testing (PT) purposes only. QCMD operates according to a strict Code of Practice which is in line with ISO/IEC 17043 and associated standards. Data reported in QCMD programmes is representative of a laboratory's standard diagnostic testing protocols irrespective of the technology they use. The data provided in the reports are based on technical information provided by the individual laboratories as part of the assessment process, as such it does not constitute a formal technology method comparison. All text and images produced by QCMD are the property of QCMD unless otherwise stated.

The reproduction and use of these materials is not permitted without the express written consent of QCMD. The use of the information provided in QCMD reports for commercial purposes is strictly prohibited.