

# Individual Report

# QCMD 2018 BK virus DNA EQA Programme



<b>Catalogue Code:</b> QAV144166	<b>Ref Code:</b> BKDNA18	<b>Challenge:</b> S	<b>Analysis Type:</b> Qualitative and Quantitative	<b>Dataset:</b> 245019	<b>Report UID:</b> 2677/245019/1682	<b>Laboratory:</b> CZ023
-------------------------------------	-----------------------------	------------------------	---	---------------------------	--	-----------------------------

## Intended Results / Panel Composition

Sample Code	Sample Content	Matrix	Sample Relationships <sup>[1]</sup>	Detection Frequency <sup>[2]</sup>	Sample Status <sup>[3]</sup>	Consensus (Copies/ml) <sup>[4]</sup>		Range <sup>[5]</sup>
						(Log <sub>10</sub> )	(n)	
BKDNA18S-01	BK Ib-2	Plasma	D1	Frequently Detected	CORE	4.779	55	3.679 - 6.005
BKDNA18S-02	BK Ib-2	Plasma	D2	Frequently Detected	CORE	3.819	53	2.253 - 5.043
BKDNA18S-03	Negative	Plasma		Negative	CORE	N/A	N/A	N/A
BKDNA18S-04	BK Ib-2	Plasma	D2	Frequently Detected	CORE	3.840	53	2.508 - 5.126
BKDNA18S-05	BK Ib-2	Urine		Frequently Detected	CORE	4.708	54	2.515 - 5.806
BKDNA18S-06	JC Virus Type 1A	Plasma		Negative	CORE	N/A	N/A	N/A
BKDNA18S-07	BK Ib-2	Plasma		Frequently Detected	CORE	2.822	48	1.886 - 3.981
BKDNA18S-08	BK Ib-2	Plasma	D1	Frequently Detected	CORE	4.826	55	4.046 - 5.773
BKDNA18S-09	BK Ib-2	Plasma	D1	Frequently Detected	CORE	4.773	55	4.050 - 6.005
BKDNA18S-10	BK Ib-2	Plasma	D2	Frequently Detected	CORE	3.819	53	2.968 - 5.847

[1] **Sample Relationships:** Indicates the relationships of the samples within this challenge. The highest titre member of dilution series DS1 is indicated by DS1\_1 and further members of the series as DS1\_2, DS1\_3 etc. in order of reducing titre. Additional dilution series are indicated by DS2 (e.g. DS2\_1, DS2\_2 etc.), DS3 (e.g. DS3\_1, DS3\_2 etc.). If one duplicate pair is present this is indicated by 'D1'. Further duplicate pairs are indicated by 'D2', 'D3' etc.

[2] **Detection Frequency:** To aid qualitative analysis each panel member is assigned a frequency of detection. This is based on the peer group consensus of all qualitative results returned from participants within the EQA challenge / distribution.

[3] **Sample Status:** EQA samples are defined as "CORE" or "EDUCATIONAL". Core proficiency samples are reviewed by the QCMD Scientific Expert(s). This is on the basis of scientific information, clinical relevance, current literature and, where appropriate, professional clinical guidelines. Participating laboratories are expected to report core proficiency samples correctly within the EQA challenge / distribution.

[4] **Consensus (Copies/ml):** Mean consensus (Log<sub>10</sub>) calculated from data returned by participants with outliers removed and number of quantitative results (n) returned for each panel member.

[5] **Range:** Maximum and minimum quantitative value (Copies/ml) reported by participants within this challenge without outliers removed.

*For further details please refer to the current participant manual.*

# Individual Report

# QCMD 2018 BK virus DNA EQA Programme




<b>Catalogue Code:</b> QAV144166	<b>Ref Code:</b> BKDNA 18	<b>Challenge:</b> S	<b>Analysis Type:</b> Qualitative and Quantitative	<b>Dataset:</b> 245019	<b>Report UID:</b> 2677/245019/1682	<b>Laboratory:</b> CZ023
-------------------------------------	------------------------------	------------------------	---	---------------------------	--	-----------------------------

## Your Summary Results

<b>Units</b>	Copies/ml
<b>EQA Assessment Group</b> <sup>[1]</sup>	GeneProof Real Time PCR kit
<b>Core Panel Detection (Qualitative) Score</b> <sup>[2]</sup>	<input type="text" value="0"/>
<b>Core Panel Estimation (Quantitative) Score</b> <sup>[3]</sup>	<input type="text" value="0"/>


## Core Panel Members Results

Sample Code	Unitage	EQA Assessment Group Consensus <sup>[4]</sup>	SD <sup>[5]</sup>	Quantitative Result		Qualitative Result		
				Your Result <sup>[6]</sup>	Estimation Score <sup>[7]</sup>	Percentage Correct (All) <sup>[8]</sup>	Your Result <sup>[9]</sup>	Detection Score <sup>[10]</sup>
BKDNA 18S-01	Copies/ml	5.296	0.164	5.395	<input type="text" value="0"/>	100.0	Positive	<input type="text" value="0"/>
BKDNA 18S-02	Copies/ml	4.204	0.127	4.192	<input type="text" value="0"/>	100.0	Positive	<input type="text" value="0"/>
BKDNA 18S-03	Copies/ml	N/A	-	LOD/NR	N/A	100.0	Negative	<input type="text" value="0"/>
BKDNA 18S-04	Copies/ml	4.272	0.176	4.191	<input type="text" value="0"/>	98.3	Positive	<input type="text" value="0"/>
BKDNA 18S-05	Copies/ml	5.386	0.071	5.447	<input type="text" value="0"/>	98.3	Positive	<input type="text" value="0"/>
BKDNA 18S-06	Copies/ml	N/A	-	LOD/NR	N/A	96.7	Negative	<input type="text" value="0"/>
BKDNA 18S-07	Copies/ml	3.094	0.146	2.985	<input type="text" value="0"/>	96.7	Positive	<input type="text" value="0"/>
BKDNA 18S-08	Copies/ml	5.354	0.092	5.335	<input type="text" value="0"/>	100.0	Positive	<input type="text" value="0"/>
BKDNA 18S-09	Copies/ml	5.215	0.130	5.096	<input type="text" value="0"/>	100.0	Positive	<input type="text" value="0"/>
BKDNA 18S-10	Copies/ml	4.135	0.152	3.986	<input type="text" value="0"/>	98.3	Positive	<input type="text" value="0"/>

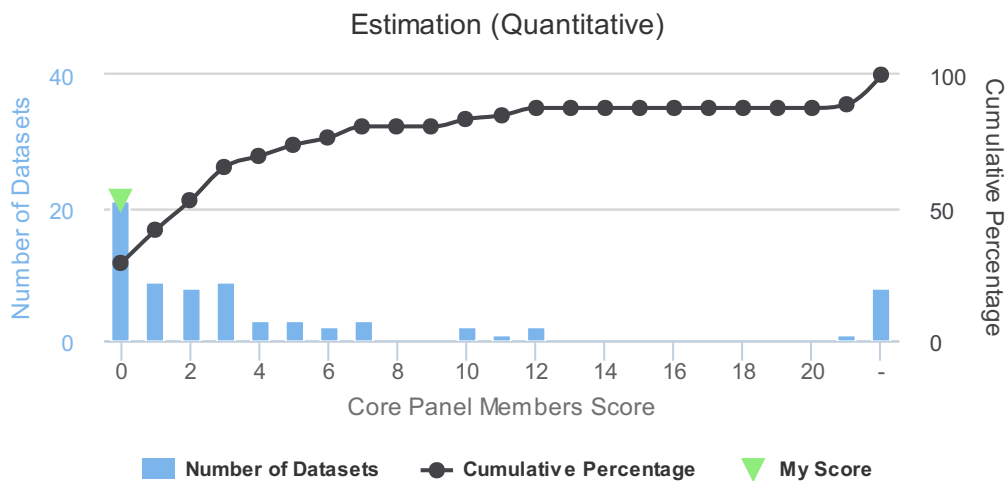
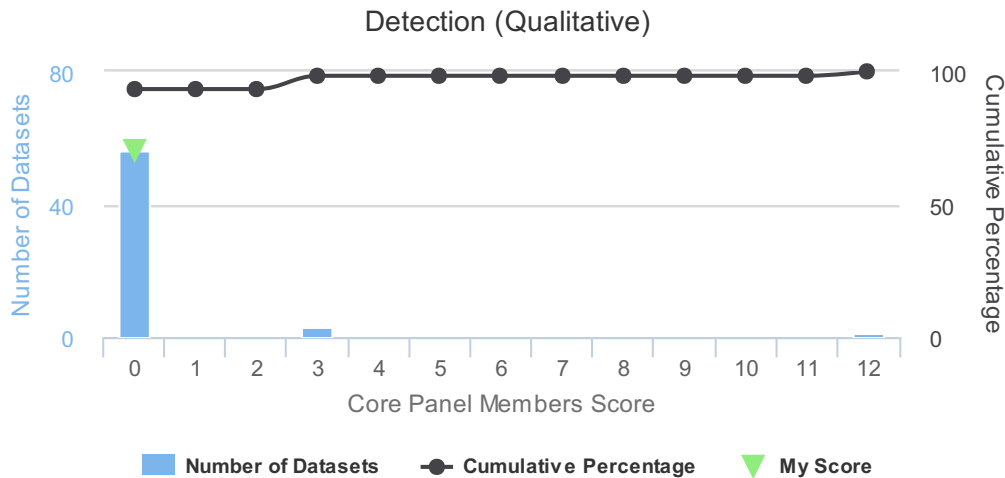
<b>Individual Report</b>		<b>QCMD 2018 BK virus DNA EQA Programme</b>			 <small>Quality Control for Molecular Diagnostics</small>	
<b>Catalogue Code:</b> QAV144166	<b>Ref Code:</b> BKDNA18	<b>Challenge:</b> S	<b>Analysis Type:</b> Qualitative and Quantitative	<b>Dataset:</b> 245019	<b>Report UID:</b> 2677/245019/1682	<b>Laboratory</b> CZ023

All quantitative values above expressed in Log<sub>10</sub> Copies/ml.

- [1] **EQA Assessment Group:** To aid data analysis, participant results are grouped according to the molecular amplification/detection method specified within their molecular workflow for this challenge / distribution. For further details refer to the *Additional Information: Individual Panel Member Analysis* section of this report.
- [2] **Core Panel Detection (Qualitative) Score:** An overall core panel detection score provided per challenge / distribution.
- [3] **Core Panel Estimation (Quantitative) Score:** An overall core panel estimation score provided per challenge / distribution.
- [4] **EQA Assessment Group Consensus:** The mean value for all results within your EQA assessment group.
- [5] **SD:** The standard deviation for results from your EQA assessment group.
- [6] **Your Quantitative Result:** The quantitative result you returned for each sample within this EQA challenge. LOD/NR (limit of detection or not reported).
- [7] **Estimation Score:** Your estimation (quantitative) scores are calculated based on your variation from the consensus for your EQA assessment group. With 0 (zero) scored if the quantitative value you reported is within one standard deviation (SD) from your EQA assessment group consensus, 1 (one) if your quantitative value is between one and two SDs, 2 (two) if your quantitative value is within two and three SDs and 3 (three) if your quantitative value is more than three SDs from the mean of your EQA assessment group.
- [8] **Percentage Correct (All):** Percentage of datasets (%) reporting the correct qualitative results for each panel member.
- [9] **Your Qualitative Result:** The qualitative result you reported for each sample within this EQA challenge / distribution.
- [10] **Detection Score:** Your detection (qualitative) scores are based on the assigned detection frequency of each panel members, where 0 (zero) is "highly satisfactory" and 3 (three) is "highly unsatisfactory". Scores are provided for individual panel members.
- For further details please refer to the current participant manual.**

<b>Individual Report</b>	<b>QCMD 2018 BK virus DNA EQA Programme</b>						
<b>Catalogue Code:</b> QAV144166	<b>Ref Code:</b> BKDNA18	<b>Challenge:</b> S	<b>Analysis Type:</b> Qualitative and Quantitative	<b>Dataset:</b> 245019	<b>Report UID:</b> 2677/245019/1682	<b>Laboratory:</b> CZ023	


### Core Panel Member Score Breakdown



**Core Panel Member Score Breakdown - Detection:** This figure gives you a breakdown of the qualitative detection scores for all qualitative datasets returned within this EQA challenge / distribution independent of the EQA assessment group. Panel detection scores are generated from only those panel members that are defined as “CORE”.

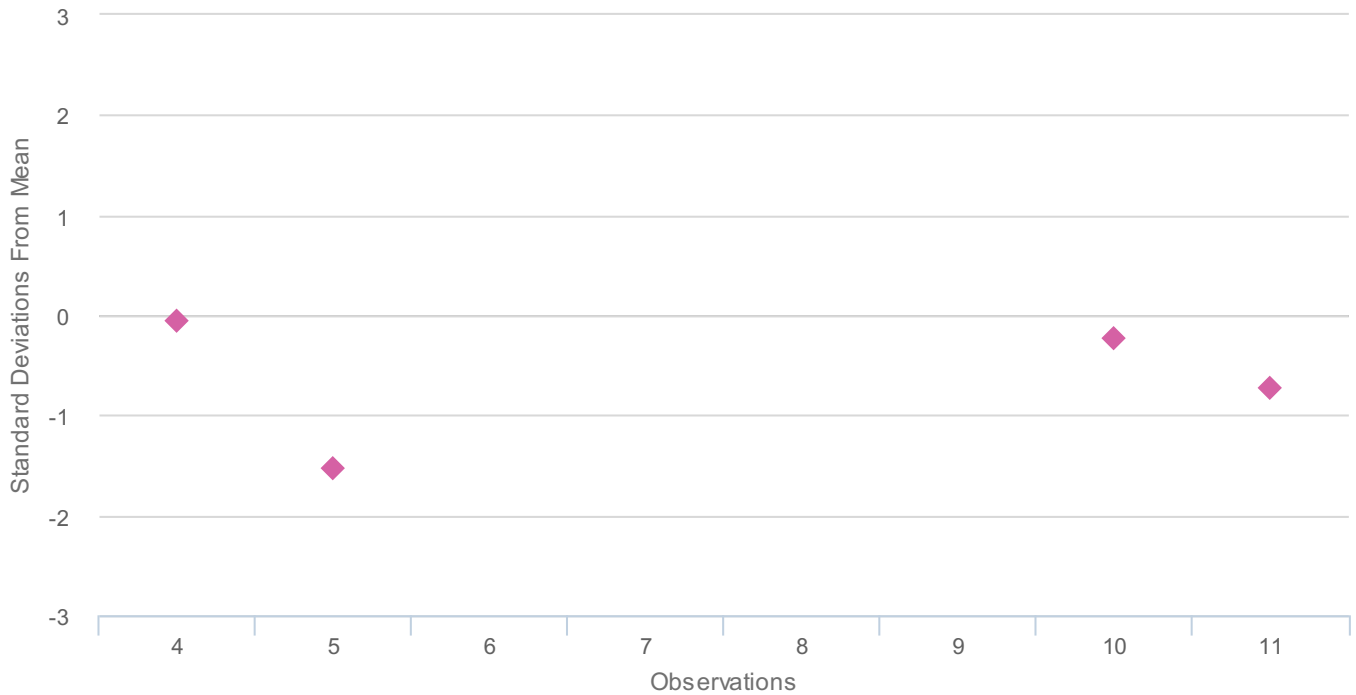
**Core Panel Member Score Breakdown - Estimation:** This figure gives you a breakdown of the quantitative estimation scores for all quantitative datasets returned within this EQA challenge / distribution independent of the EQA assessment group. Panel estimation scores are based on positive core panel members only. Those datasets that did not return quantitative values for all core samples are represented by '-’.

*For further details please refer to the current participant manual.*

<b>Individual Report</b>		<b>QCMD 2018 BK virus DNA EQA Programme</b>			 <small>Quality Control for Molecular Diagnostics</small>		
<b>Catalogue Code:</b> QAV144166	<b>Ref Code:</b> BKDNA18	<b>Challenge:</b> S	<b>Analysis Type:</b> Qualitative and Quantitative	<b>Dataset:</b> 245019	<b>Report UID:</b> 2677/245019/1682	<b>Laboratory:</b> CZ023	


### Duplicate Sample Performance Over Time

#### Series S1

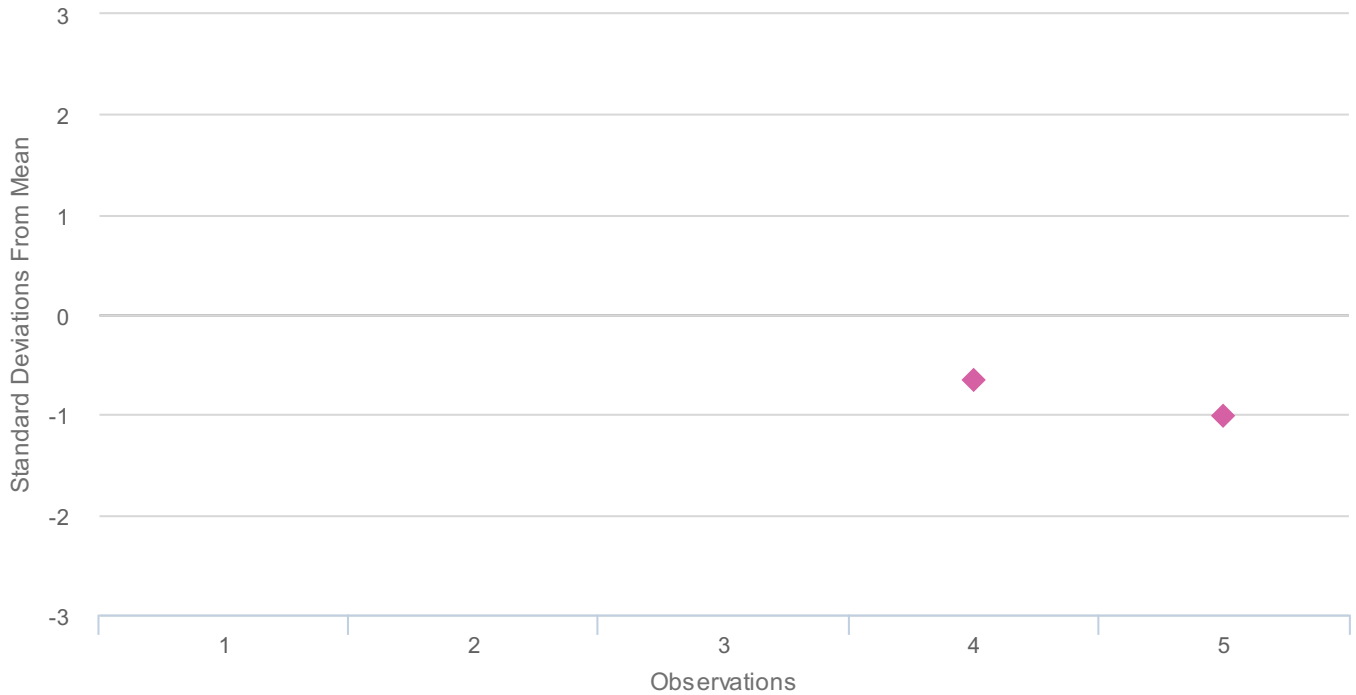


#### Observation Details

- 4: BKDNA16C1-03 - BKDNA16C1-01: Your Variation -0.008 (Copies/ml): Overall Mean Variation 0.003: Overall SD 0.186.
- 5: BKDNA16C2-04 - BKDNA16C1-03: Your Variation -0.507 (Copies/ml): Overall Mean Variation 0.026: Overall SD 0.348.
- 6: BKDNA17S-01 - BKDNA16C2-04: Your Variation N/A (Copies/ml): Overall Mean Variation -0.014: Overall SD 0.379.
- 7: BKDNA17S-02 - BKDNA17S-01: Your Variation N/A (Copies/ml): Overall Mean Variation 0.065: Overall SD 0.141.
- 8: BKDNA17S-07 - BKDNA17S-02: Your Variation N/A (Copies/ml): Overall Mean Variation -0.032: Overall SD 0.237.
- 9: BKDNA18S-02 - BKDNA17S-07: Your Variation N/A (Copies/ml): Overall Mean Variation 0.009: Overall SD 0.389.
- 10: BKDNA18S-04 - BKDNA18S-02: Your Variation -0.001 (Copies/ml): Overall Mean Variation 0.047: Overall SD 0.207.
- 11: BKDNA18S-10 - BKDNA18S-04: Your Variation -0.205 (Copies/ml): Overall Mean Variation -0.014: Overall SD 0.262.

<b>Individual Report</b>		<b>QCMD 2018 BK virus DNA EQA Programme</b>			 <small>Quality Control for Molecular Diagnostics</small>		
<b>Catalogue Code:</b> QAV144166	<b>Ref Code:</b> BKDNA18	<b>Challenge:</b> S	<b>Analysis Type:</b> Qualitative and Quantitative	<b>Dataset:</b> 245019	<b>Report UID:</b> 2677/245019/1682	<b>Laboratory:</b> CZ023	

**Series S2**



**Observation Details**


- 1: BKDNA17S-06 - BKDNA17S-03: Your Variation N/A (Copies/ml): Overall Mean Variation 0.003: Overall SD 0.244.
- 2: BKDNA17S-08 - BKDNA17S-06: Your Variation N/A (Copies/ml): Overall Mean Variation -0.028: Overall SD 0.201.
- 3: BKDNA18S-01 - BKDNA17S-08: Your Variation N/A (Copies/ml): Overall Mean Variation 0.111: Overall SD 0.461.
- 4: BKDNA18S-08 - BKDNA18S-01: Your Variation -0.059 (Copies/ml): Overall Mean Variation 0.048: Overall SD 0.164.
- 5: BKDNA18S-09 - BKDNA18S-08: Your Variation -0.239 (Copies/ml): Overall Mean Variation -0.049: Overall SD 0.188.

QCMD monitors your laboratory's performance over time based on the reported quantitative variation between duplicate panel members within the EQA challenge and, where appropriate, across EQA challenges.

The mean variation and standard deviation are calculated from the quantitative variation reported by each participant between duplicate panel members in the same unit of measurement once outliers have been removed. (See 'Observation Details')





Previous and current observations are plotted on the chart as the number of standard deviations your variation was from the mean variation for all participants who submitted corresponding results in the same unitage.

Any reported variation greater than  $\pm 3$  SD will not be shown on the graph, but your variation value will be provided **in red** in the *Observation Details*. When "N/A" is displayed for an observation, either no valid quantitative results were provided or there was a change in reported unitage.

<b>Individual Report</b>	<b>QCMD 2018 BK virus DNA EQA Programme</b>				 <small>Quality Control for Molecular Diagnostics</small>	
<b>Catalogue Code:</b> QAV144166	<b>Ref Code:</b> BKDNA18	<b>Challenge:</b> S	<b>Analysis Type:</b> Qualitative and Quantitative	<b>Dataset:</b> 245019	<b>Report UID:</b> 2677/245019/1682	<b>Laboratory:</b> CZ023

## My Workflow Details

The details of the workflow(s) used to submit your results for this challenge.

<b>Name</b>	GeneProof BK/JC Virus (BK/JC) PCR Kit (v2)
<b>Description</b>	
<b>Targets</b>	<ul style="list-style-type: none"> <li> BK virus</li> <li> JC virus</li> </ul>
<b>Assays</b>	<ul style="list-style-type: none"> <li> <i>Extraction</i> - Manual Extraction Process <ul style="list-style-type: none"> <li>• Commercial <ul style="list-style-type: none"> <li>◦ Kit Manufacturer: <i>GeneProof</i></li> <li>◦ Kit Type: <i>PathogenFree DNA Isoaltion Kit</i></li> </ul> </li> </ul> </li> <li> <i>Amplification</i> - GeneProof - croBEE Real-Time PCR System <ul style="list-style-type: none"> <li>• Multiplex</li> <li>• Commercial <ul style="list-style-type: none"> <li>◦ Kit Manufacturer: <i>GeneProof</i></li> <li>◦ Kit Type: <i>GeneProof BK/JC Virus (BK/JC) PCR Kit</i></li> <li>◦ Kit Version: <i>ISEX</i></li> </ul> </li> </ul> </li> </ul>


## Further Programme Details

Number of Participants	71
Number of Countries	26
Number of Respondents	67
Number of Datasets Submitted	81
Quantitative Results Returned (All)	72 (88.9%)
- Quantitative Results Returned (Copies/ml)	55 (76.4%)
- Quantitative Results Returned (IU/ml)	17 (23.6%)
Qualitative Results Returned	60 (74.1%)

## EQA Programme Aims

To assess the proficiency of laboratories molecular assays in detecting various types and concentrations of BK virus (BKV).

To assess the proficiency of laboratories in the reliable quantitation of BKV viral load.


<b>Individual Report</b>	<b>QCMD 2018 BK virus DNA EQA Programme</b>					
<b>Catalogue Code:</b> QAV144166	<b>Ref Code:</b> BKDNA18	<b>Challenge:</b> S	<b>Analysis Type:</b> Qualitative and Quantitative	<b>Dataset:</b> 245019	<b>Report UID:</b> 2677/245019/1682	<b>Laboratory</b> CZ023

### Feedback and Enquiries

Participants are encouraged to read the QCMD Participants' Manual, which can be downloaded from the QCMD website.

Any queries about this report should be addressed to the QCMD Neutral Office ([neutraloffice@qcmd.org](mailto:neutraloffice@qcmd.org)).



<b>Individual Report</b>	<b>QCMD 2018 BK virus DNA EQA Programme</b>					
<b>Catalogue Code:</b> QAV144166	<b>Ref Code:</b> BKDNA18	<b>Challenge:</b> S	<b>Analysis Type:</b> Qualitative and Quantitative	<b>Dataset:</b> 245019	<b>Report UID:</b> 2677/245019/1682	<b>Laboratory:</b> CZ023

Panel member analysis is separated into CORE samples followed by EDUCATIONAL samples.

### Additional Core Samples Information

The following section has been categorised as shown below:

Core ► Quantitative ► Copies/ml, IU/ml ► Qualitative

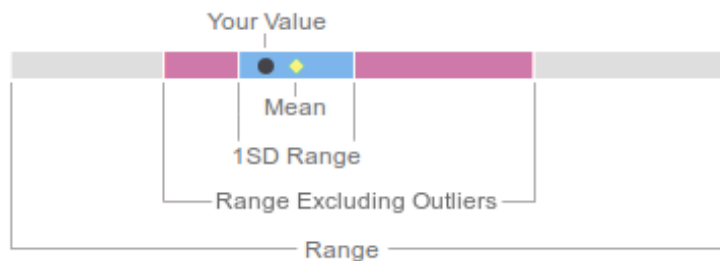
### Individual Panel Member Analysis (Quantitative)

Quantitative analysis for each panel member is provided in relation to your EQA assessment group. EQA assessment groups are established using the molecular workflow information reported by all participants within this EQA challenge / distribution. The principal level of assessment is at the individual method level which is defined based on your reported “amplification/detection method” and other laboratories using the same or similar amplification/detection methods.

To allow meaningful assessment at the individual method level the EQA assessment group must consist of 5 or more datasets. If there are not sufficient datasets at the individual method level then your results will be included within a higher EQA assessment group based on whether it is a commercial or in house technology/method. The highest level assessment grouping is all reported results using the same unit of measurement (i.e. Copies/ml or IU/ml).

The results below provide a breakdown of participant reported values on each of the panel members within this EQA challenge / distribution. Your result for each panel member is indicated by "your value". You can compare your value to the “mean” within your EQA assessment group and the overall consensus for each sample within this EQA challenge / distribution.

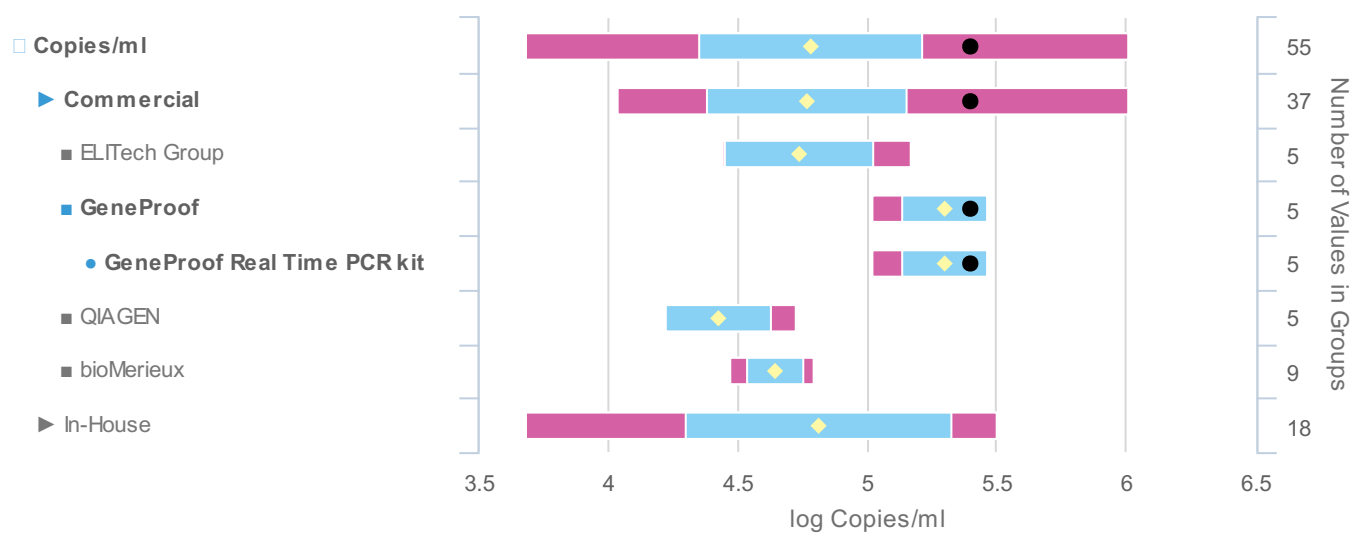
#### Key



<b>Individual Report</b>	<b>QCMD 2018 BK virus DNA EQA Programme</b>						
	<b>Catalogue Code:</b> QAV144166	<b>Ref Code:</b> BKDNA18	<b>Challenge:</b> S	<b>Analysis Type:</b> Qualitative and Quantitative	<b>Dataset:</b> 245019	<b>Report UID:</b> 2677/245019/1682	<b>Laboratory:</b> CZ023

**BKDNA18S-01 - Quantitative Results Breakdown (Copies/ml)**

Sample Code	Sample Content	Matrix	Sample Relationships	Detection Frequency	Sample Status	Consensus (Copies/ml)		Range
						(Log <sub>10</sub> )	(n)	
BKDNA18S-01	BK I b-2	Plasma	D1	Frequently Detected	CORE	4.779	55	3.679 - 6.005



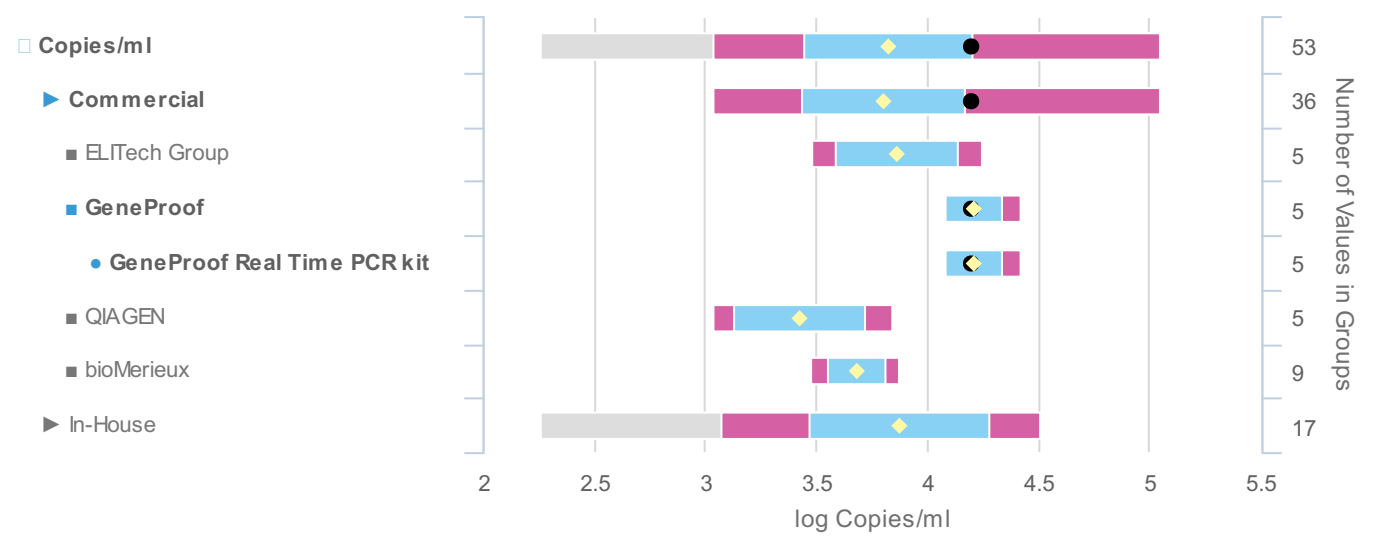
**Groups below n=5:** Altona Diagnostics (n=3), Altona Diagnostics - Altona Diagnostics RealStar (n=3), Anatolia Geneworks (n=3), Anatolia Geneworks - Anatolia Geneworks Bosphore (n=3), Certest (n=1), Certest - Certest Real Time PCR (n=1), PrimerDesign (n=1), PrimerDesign - PrimerDesign Genesisig (n=1), TIB MOLBIOL (n=3), TIB MOLBIOL - TIB MOLBIOL LightMix (n=3), Vela Diagnostics (n=1), Vela Diagnostics - Vela Dx Sentosa (n=1), fast-track DIAGNOSTICS (n=1), fast-track DIAGNOSTICS - FTD real time PCR (n=1)

**Groups Rolled Up:** ELITech Group - Elitech Elite Real Time kit (n=5), QIAGEN - QIAGEN Artus Real Time (n=5), bioMerieux - bioMerieux R-gene Quant Kit (n=9), In-House - Real-time In-House PCR (n=18)

<b>Individual Report</b>	<b>QCMD 2018 BK virus DNA EQA Programme</b>						
	<b>Catalogue Code:</b> QAV144166	<b>Ref Code:</b> BKDNA18	<b>Challenge:</b> S	<b>Analysis Type:</b> Qualitative and Quantitative	<b>Dataset:</b> 245019	<b>Report UID:</b> 2677/245019/1682	<b>Laboratory:</b> CZ023

**BKDNA18S-02 - Quantitative Results Breakdown (Copies/ml)**

Sample Code	Sample Content	Matrix	Sample Relationships	Detection Frequency	Sample Status	Consensus (Copies/ml)		Range
						(Log <sub>10</sub> )	(n)	
BKDNA18S-02	BK lb-2	Plasma	D2	Frequently Detected	CORE	3.819	53	2.253 - 5.043



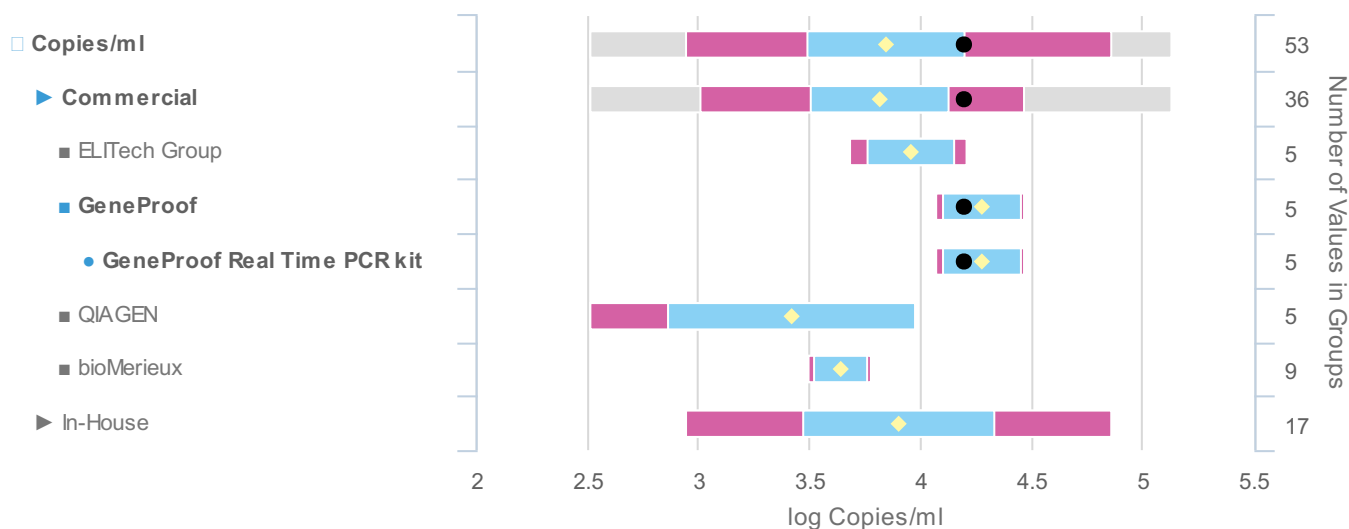
**Groups below n=5:** Altona Diagnostics (n=3), Altona Diagnostics - Altona Diagnostics RealStar (n=3), Anatolia Geneworks (n=3), Anatolia Geneworks - Anatolia Geneworks Bosphore (n=3), Certest (n=1), Certest - Certest Real Time PCR (n=1), PrimerDesign (n=1), PrimerDesign - PrimerDesign Genesisig (n=1), TIB MOLBIOL (n=2), TIB MOLBIOL - TIB MOLBIOL LightMix (n=2), Vela Diagnostics (n=1), Vela Diagnostics - Vela Dx Sentosa (n=1), fast-track DIAGNOSTICS (n=1), fast-track DIAGNOSTICS - FTD real time PCR (n=1)

**Groups Rolled Up:** ELITech Group - Elitech Elite Real Time kit (n=5), QIAGEN - QIAGEN Artus Real Time (n=5), bioMerieux - bioMerieux R-gene Quant Kit (n=9), In-House - Real-time In-House PCR (n=17)

<b>Catalogue Code:</b> QAV144166	<b>Ref Code:</b> BKDNA18	<b>Challenge:</b> S	<b>Analysis Type:</b> Qualitative and Quantitative	<b>Dataset:</b> 245019	<b>Report UID:</b> 2677/245019/1682	<b>Laboratory:</b> CZ023
-------------------------------------	-----------------------------	------------------------	---	---------------------------	--	-----------------------------

**BKDNA18S-04 - Quantitative Results Breakdown (Copies/ml)**

Sample Code	Sample Content	Matrix	Sample Relationships	Detection Frequency	Sample Status	Consensus (Copies/ml)		Range
						(Log <sub>10</sub> )	(n)	
BKDNA18S-04	BK lb-2	Plasma	D2	Frequently Detected	CORE	3.840	53	2.508 - 5.126



**Groups below n=5:** Altona Diagnostics (n=3), Altona Diagnostics - Altona Diagnostics RealStar (n=3), Anatolia Geneworks (n=3), Anatolia Geneworks - Anatolia Geneworks Bosphore (n=3), Certest (n=1), Certest - Certest Real Time PCR (n=1), PrimerDesign (n=1), PrimerDesign - PrimerDesign Genesisig (n=1), TIB MOLBIOL (n=2), TIB MOLBIOL - TIB MOLBIOL LightMix (n=2), Vela Diagnostics (n=1), Vela Diagnostics - Vela Dx Sentosa (n=1), fast-track DIAGNOSTICS (n=1), fast-track DIAGNOSTICS - FTD real time PCR (n=1)

**Groups Rolled Up:** ELITech Group - Elitech Elite Real Time kit (n=5), QIAGEN - QIAGEN Artus Real Time (n=5), bioMerieux - bioMerieux R-gene Quant Kit (n=9), In-House - Real-time In-House PCR (n=17)

# Individual Report

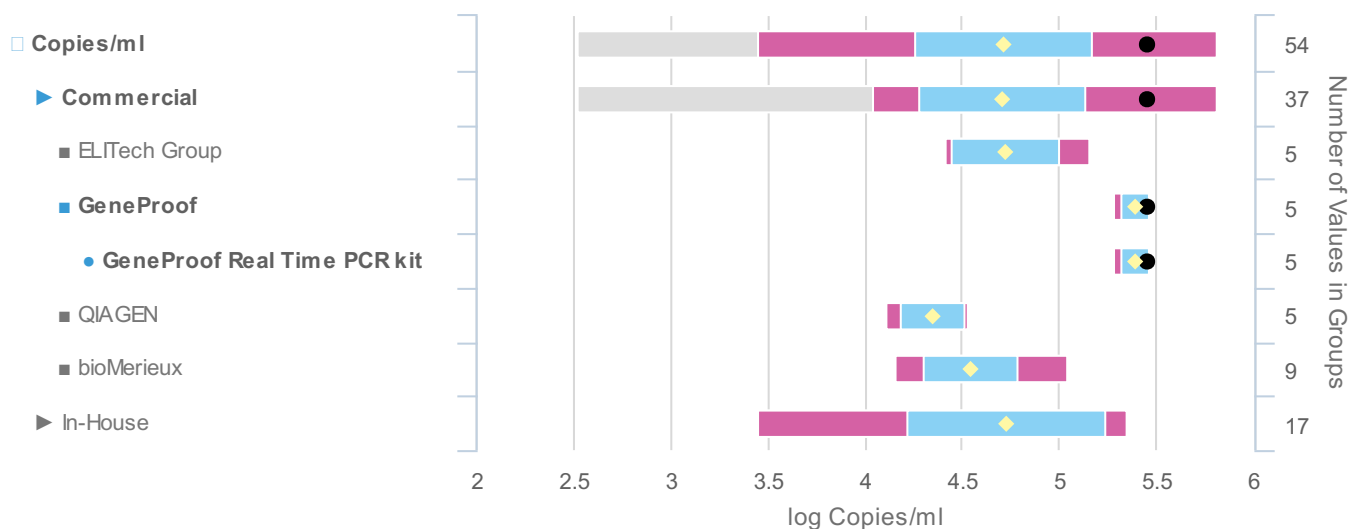
# QCMD 2018 BK virus DNA EQA Programme



<b>Catalogue Code:</b> QAV144166	<b>Ref Code:</b> BKDNA18	<b>Challenge:</b> S	<b>Analysis Type:</b> Qualitative and Quantitative	<b>Dataset:</b> 245019	<b>Report UID:</b> 2677/245019/1682	<b>Laboratory:</b> CZ023
-------------------------------------	-----------------------------	------------------------	---	---------------------------	--	-----------------------------


## BKDNA18S-05 - Quantitative Results Breakdown (Copies/ml)

Sample Code	Sample Content	Matrix	Sample Relationships	Detection Frequency	Sample Status	Consensus (Copies/ml)		Range
						(Log <sub>10</sub> )	(n)	
BKDNA18S-05	BK lb-2	Urine		Frequently Detected	CORE	4.708	54	2.515 - 5.806



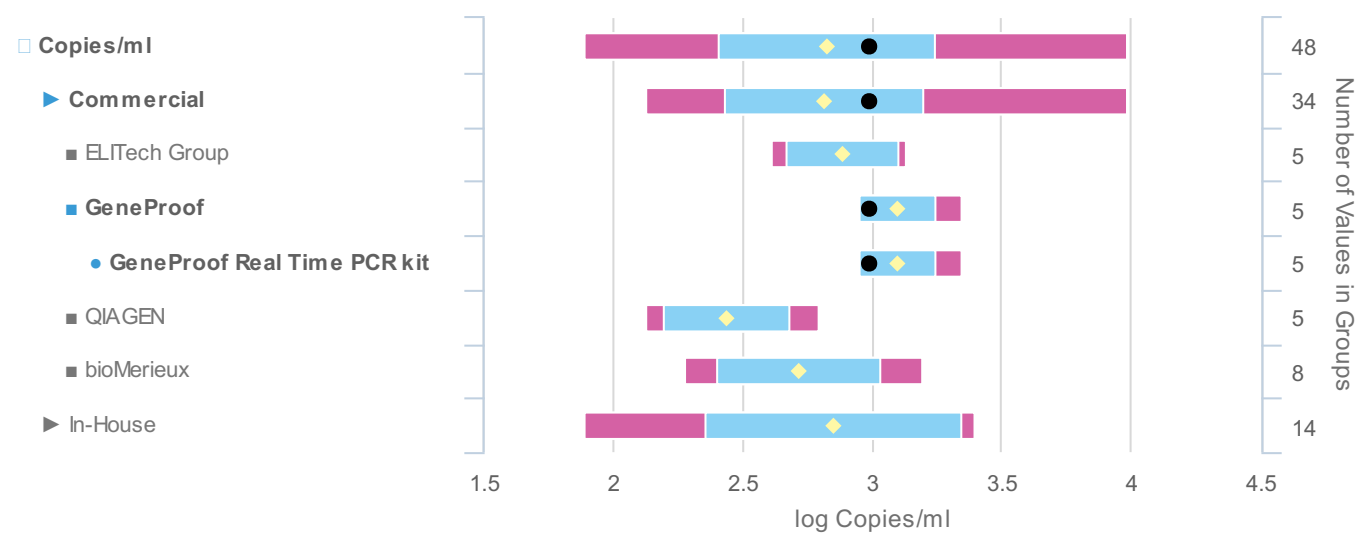
**Groups below n=5:** Altona Diagnostics (n=3), Altona Diagnostics - Altona Diagnostics RealStar (n=3), Anatolia Geneworks (n=3), Anatolia Geneworks - Anatolia Geneworks Bosphore (n=3), Certest (n=1), Certest - Certest Real Time PCR (n=1), PrimerDesign (n=1), PrimerDesign - PrimerDesign Genesisig (n=1), TIB MOLBIOL (n=3), TIB MOLBIOL - TIB MOLBIOL LightMix (n=3), Vela Diagnostics (n=1), Vela Diagnostics - Vela Dx Sentosa (n=1), fast-track DIAGNOSTICS (n=1), fast-track DIAGNOSTICS - FTD real time PCR (n=1)

**Groups Rolled Up:** ELITech Group - Elitech Elite Real Time kit (n=5), QIAGEN - QIAGEN Artus Real Time (n=5), bioMerieux - bioMerieux R-gene Quant Kit (n=9), In-House - Real-time In-House PCR (n=17)

<b>Individual Report</b>		<b>QCMD 2018 BK virus DNA EQA Programme</b>			 Quality Control for Molecular Diagnostics		
<b>Catalogue Code:</b> QAV144166	<b>Ref Code:</b> BKDNA18	<b>Challenge:</b> S	<b>Analysis Type:</b> Qualitative and Quantitative	<b>Dataset:</b> 245019	<b>Report UID:</b> 2677/245019/1682	<b>Laboratory:</b> CZ023	

**BKDNA18S-07 - Quantitative Results Breakdown (Copies/ml)**

Sample Code	Sample Content	Matrix	Sample Relationships	Detection Frequency	Sample Status	Consensus (Copies/ml)		Range
						(Log <sub>10</sub> )	(n)	
BKDNA18S-07	BK lb-2	Plasma		Frequently Detected	CORE	2.822	48	1.886 - 3.981



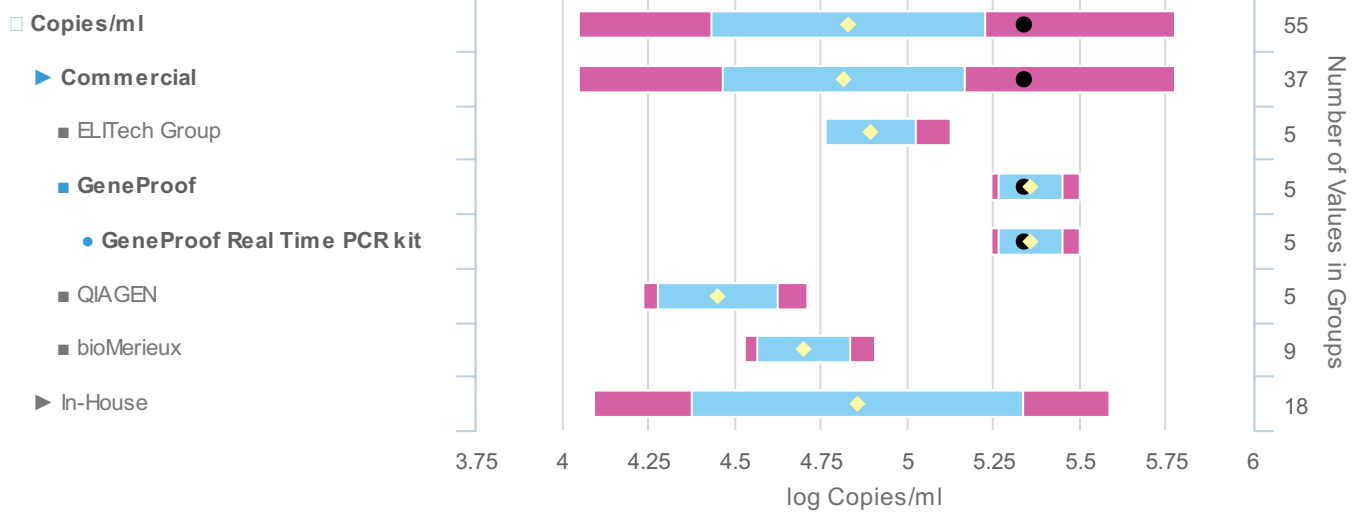
**Groups below n=5:** Altona Diagnostics (n=2), Altona Diagnostics - Altona Diagnostics RealStar (n=2), Anatolia Geneworks (n=3), Anatolia Geneworks - Anatolia Geneworks Bosphore (n=3), Certest (n=1), Certest - Certest Real Time PCR (n=1), PrimerDesign (n=1), PrimerDesign - PrimerDesign Genesisig (n=1), TIB MOLBIOL (n=2), TIB MOLBIOL - TIB MOLBIOL LightMix (n=2), Vela Diagnostics (n=1), Vela Diagnostics - Vela Dx Sentosa (n=1), fast-track DIAGNOSTICS (n=1), fast-track DIAGNOSTICS - FTD real time PCR (n=1)

**Groups Rolled Up:** ELITech Group - Elitech Elite Real Time kit (n=5), QIAGEN - QIAGEN Artus Real Time (n=5), bioMerieux - bioMerieux R-gene Quant Kit (n=8), In-House - Real-time In-House PCR (n=14)

Catalogue Code: QAV144166	Ref Code: BKDNA18	Challenge: S	Analysis Type: Qualitative and Quantitative	Dataset: 245019	Report UID: 2677/245019/1682	Laboratory CZ023
------------------------------	----------------------	-----------------	--	--------------------	---------------------------------	---------------------

**BKDNA18S-08 - Quantitative Results Breakdown (Copies/ml)**

Sample Code	Sample Content	Matrix	Sample Relationships	Detection Frequency	Sample Status	Consensus (Copies/ml)		Range
						(Log <sub>10</sub> )	(n)	
BKDNA18S-08	BK lb-2	Plasma	D1	Frequently Detected	CORE	4.826	55	4.046 - 5.773



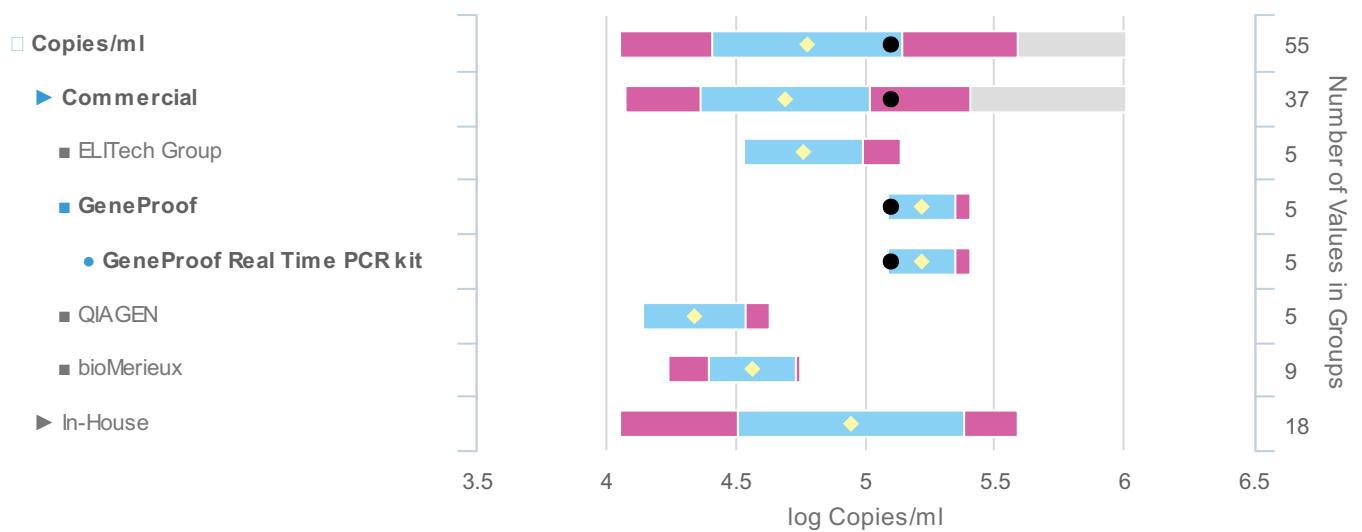
**Groups below n=5:** Altona Diagnostics (n=3), Altona Diagnostics - Altona Diagnostics RealStar (n=3), Anatolia Geneworks (n=3), Anatolia Geneworks - Anatolia Geneworks Bosphore (n=3), Certest (n=1), Certest - Certest Real Time PCR (n=1), PrimerDesign (n=1), PrimerDesign - PrimerDesign Genesisig (n=1), TIB MOLBIOL (n=3), TIB MOLBIOL - TIB MOLBIOL LightMix (n=3), Vela Diagnostics (n=1), Vela Diagnostics - Vela Dx Sentosa (n=1), fast-track DIAGNOSTICS (n=1), fast-track DIAGNOSTICS - FTD real time PCR (n=1)

**Groups Rolled Up:** ELITech Group - Elitech Elite Real Time kit (n=5), QIAGEN - QIAGEN Artus Real Time (n=5), bioMerieux - bioMerieux R-gene Quant Kit (n=9), In-House - Real-time In-House PCR (n=18)

<b>Individual Report</b>	<b>QCMD 2018 BK virus DNA EQA Programme</b>						
	<b>Catalogue Code:</b> QAV144166	<b>Ref Code:</b> BKDNA18	<b>Challenge:</b> S	<b>Analysis Type:</b> Qualitative and Quantitative	<b>Dataset:</b> 245019	<b>Report UID:</b> 2677/245019/1682	<b>Laboratory:</b> CZ023

**BKDNA18S-09 - Quantitative Results Breakdown (Copies/ml)**

Sample Code	Sample Content	Matrix	Sample Relationships	Detection Frequency	Sample Status	Consensus (Copies/ml)		Range
						(Log <sub>10</sub> )	(n)	
BKDNA18S-09	BK lb-2	Plasma	D1	Frequently Detected	CORE	4.773	55	4.050 - 6.005



**Groups below n=5:** Altona Diagnostics (n=3), Altona Diagnostics - Altona Diagnostics RealStar (n=3), Anatolia Geneworks (n=3), Anatolia Geneworks - Anatolia Geneworks Bosphore (n=3), Certest (n=1), Certest - Certest Real Time PCR (n=1), PrimerDesign (n=1), PrimerDesign - PrimerDesign Genesisig (n=1), TIB MOLBIOL (n=3), TIB MOLBIOL - TIB MOLBIOL LightMix (n=3), Vela Diagnostics (n=1), Vela Diagnostics - Vela Dx Sentosa (n=1), fast-track DIAGNOSTICS (n=1), fast-track DIAGNOSTICS - FTD real time PCR (n=1)

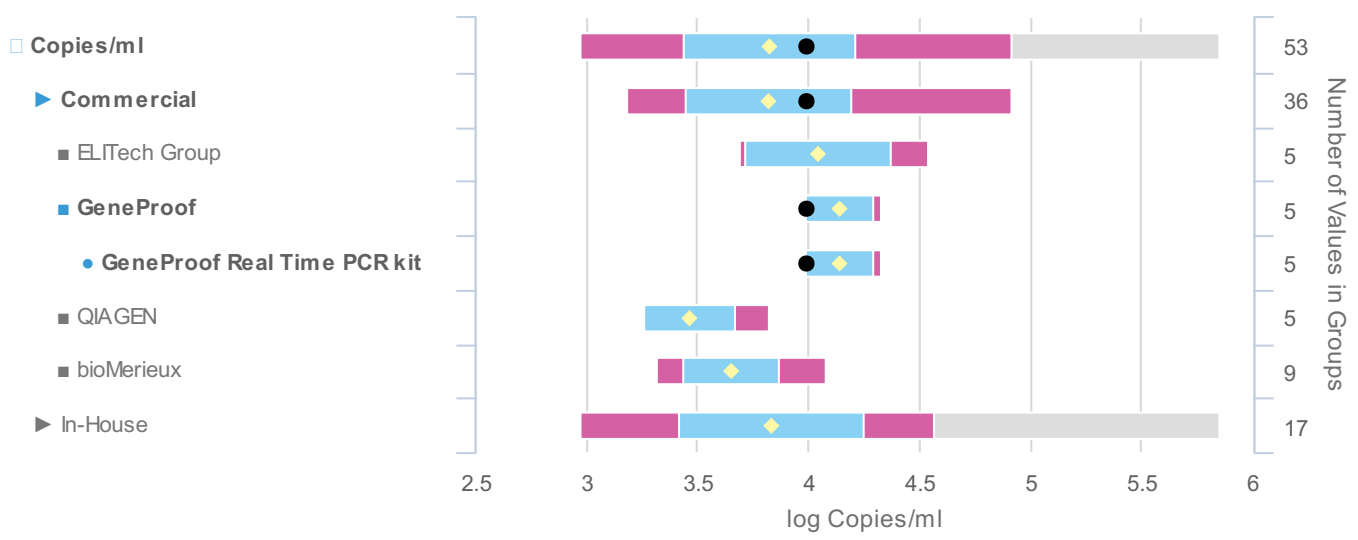
**Groups Rolled Up:** ELITech Group - Elitech Elite Real Time kit (n=5), QIAGEN - QIAGEN Artus Real Time (n=5), bioMerieux - bioMerieux R-gene Quant Kit (n=9), In-House - Real-time In-House PCR (n=18)



<b>Catalogue Code:</b> QAV144166	<b>Ref Code:</b> BKDNA18	<b>Challenge:</b> S	<b>Analysis Type:</b> Qualitative and Quantitative	<b>Dataset:</b> 245019	<b>Report UID:</b> 2677/245019/1682	<b>Laboratory:</b> CZ023
-------------------------------------	-----------------------------	------------------------	---	---------------------------	--	-----------------------------

**BKDNA18S-10 - Quantitative Results Breakdown (Copies/ml)**

Sample Code	Sample Content	Matrix	Sample Relationships	Detection Frequency	Sample Status	Consensus (Copies/ml)		Range
						(Log <sub>10</sub> )	(n)	
BKDNA18S-10	BK lb-2	Plasma	D2	Frequently Detected	CORE	3.819	53	2.968 - 5.847



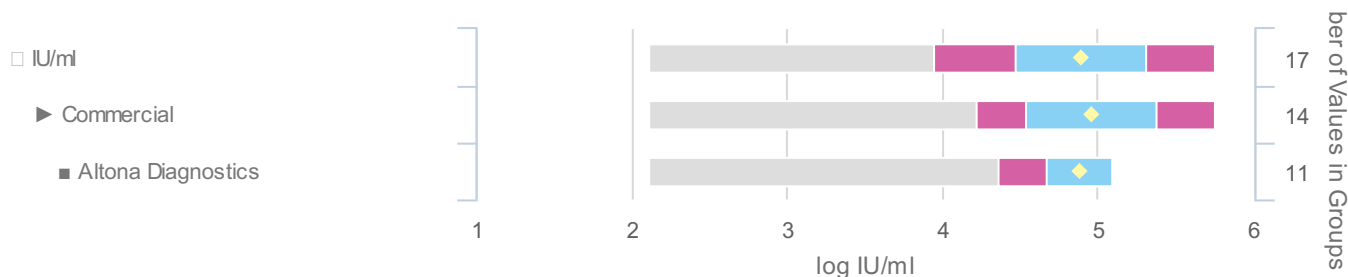
**Groups below n=5:** Altona Diagnostics (n=3), Altona Diagnostics - Altona Diagnostics RealStar (n=3), Anatolia Geneworks (n=3), Anatolia Geneworks - Anatolia Geneworks Bosphore (n=3), Certest (n=1), Certest - Certest Real Time PCR (n=1), PrimerDesign (n=1), PrimerDesign - PrimerDesign Genesisig (n=1), TIB MOLBIOL (n=2), TIB MOLBIOL - TIB MOLBIOL LightMix (n=2), Vela Diagnostics (n=1), Vela Diagnostics - Vela Dx Sentosa (n=1), fast-track DIAGNOSTICS (n=1), fast-track DIAGNOSTICS - FTD real time PCR (n=1)

**Groups Rolled Up:** ELITech Group - Elitech Elite Real Time kit (n=5), QIAGEN - QIAGEN Artus Real Time (n=5), bioMerieux - bioMerieux R-gene Quant Kit (n=9), In-House - Real-time In-House PCR (n=17)

<b>Catalogue Code:</b> QAV144166	<b>Ref Code:</b> BKDNA18	<b>Challenge:</b> S	<b>Analysis Type:</b> Qualitative and Quantitative	<b>Dataset:</b> 245019	<b>Report UID:</b> 2677/245019/1682	<b>Laboratory:</b> CZ023
-------------------------------------	-----------------------------	------------------------	---	---------------------------	--	-----------------------------

**BKDNA18S-01 - Quantitative Results Breakdown (IU/ml)**

Sample Code	Sample Content	Matrix	Sample Relationships	Detection Frequency	Sample Status	Consensus (IU/ml)		Range
						(Log <sub>10</sub> )	(n)	
BKDNA18S-01	BK I b-2	Plasma	D1	Frequently Detected	CORE	4.883	17	2.104 - 5.746

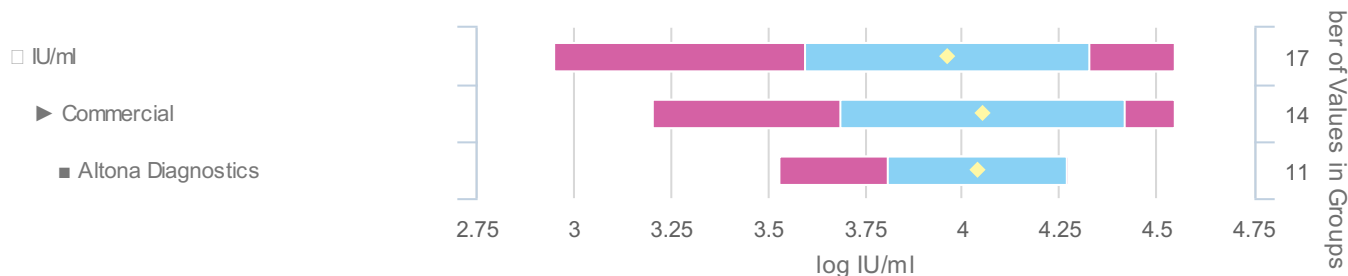


**Groups below n=5:** bioMerieux (n=1), bioMerieux - bioMerieux R-gene Quant Kit (n=1), fast-track DIAGNOSTICS (n=2), fast-track DIAGNOSTICS - FTD real time PCR (n=2), In-House (n=3), In-House - Real-time In-House PCR (n=3)

**Groups Rolled Up:** Altona Diagnostics - Altona Diagnostics RealStar (n=11)

**BKDNA18S-02 - Quantitative Results Breakdown (IU/ml)**

Sample Code	Sample Content	Matrix	Sample Relationships	Detection Frequency	Sample Status	Consensus (IU/ml)		Range
						(Log <sub>10</sub> )	(n)	
BKDNA18S-02	BK I b-2	Plasma	D2	Frequently Detected	CORE	3.959	17	2.947 - 4.545



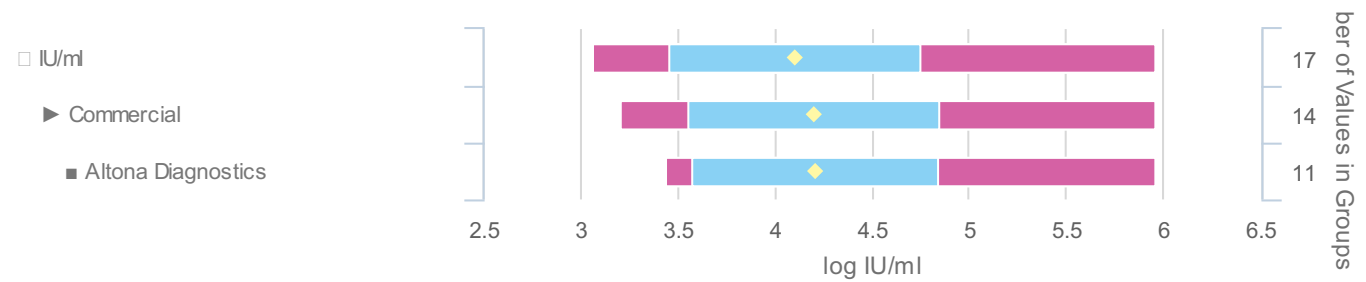
**Groups below n=5:** bioMerieux (n=1), bioMerieux - bioMerieux R-gene Quant Kit (n=1), fast-track DIAGNOSTICS (n=2), fast-track DIAGNOSTICS - FTD real time PCR (n=2), In-House (n=3), In-House - Real-time In-House PCR (n=3)

**Groups Rolled Up:** Altona Diagnostics - Altona Diagnostics RealStar (n=11)

Catalogue Code: QAV144166	Ref Code: BKDNA18	Challenge: S	Analysis Type: Qualitative and Quantitative	Dataset: 245019	Report UID: 2677/245019/1682	Laboratory CZ023
------------------------------	----------------------	-----------------	--	--------------------	---------------------------------	---------------------

**BKDNA18S-04 - Quantitative Results Breakdown (IU/ml)**

Sample Code	Sample Content	Matrix	Sample Relationships	Detection Frequency	Sample Status	Consensus (IU/ml)		Range
						(Log <sub>10</sub> )	(n)	
BKDNA18S-04	BK lb-2	Plasma	D2	Frequently Detected	CORE	4.097	17	3.058 - 5.954

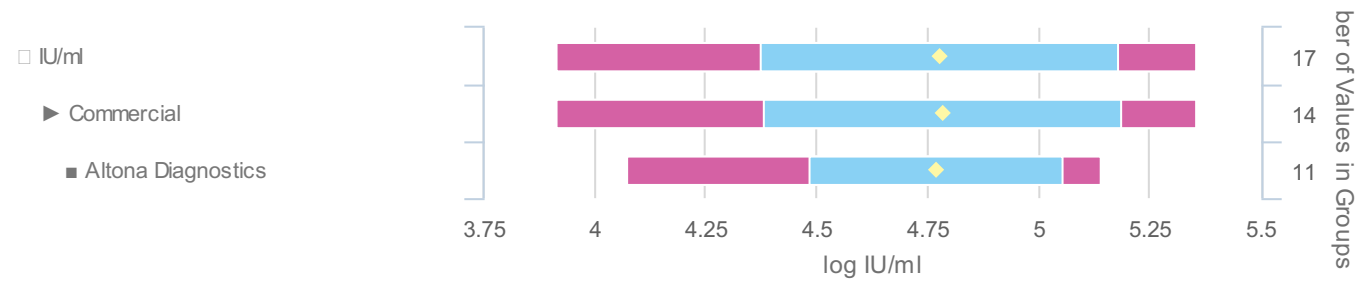


**Groups below n=5:** bioMerieux (n=1), bioMerieux - bioMerieux R-gene Quant Kit (n=1), fast-track DIAGNOSTICS (n=2), fast-track DIAGNOSTICS - FTD real time PCR (n=2), In-House (n=3), In-House - Real-time In-House PCR (n=3)

**Groups Rolled Up:** Altona Diagnostics - Altona Diagnostics RealStar (n=11)

**BKDNA18S-05 - Quantitative Results Breakdown (IU/ml)**

Sample Code	Sample Content	Matrix	Sample Relationships	Detection Frequency	Sample Status	Consensus (IU/ml)		Range
						(Log <sub>10</sub> )	(n)	
BKDNA18S-05	BK lb-2	Urine		Frequently Detected	CORE	4.775	17	3.912 - 5.353



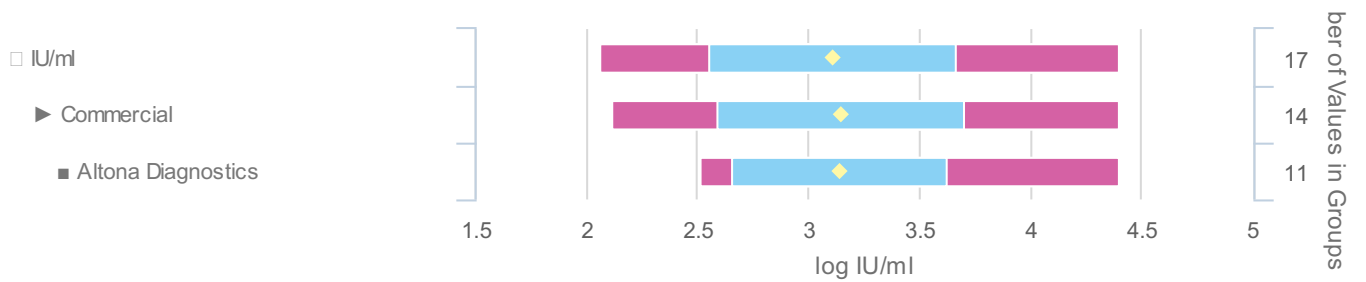
**Groups below n=5:** bioMerieux (n=1), bioMerieux - bioMerieux R-gene Quant Kit (n=1), fast-track DIAGNOSTICS (n=2), fast-track DIAGNOSTICS - FTD real time PCR (n=2), In-House (n=3), In-House - Real-time In-House PCR (n=3)

**Groups Rolled Up:** Altona Diagnostics - Altona Diagnostics RealStar (n=11)

Catalogue Code: QAV144166	Ref Code: BKDNA18	Challenge: S	Analysis Type: Qualitative and Quantitative	Dataset: 245019	Report UID: 2677/245019/1682	Laboratory CZ023
------------------------------	----------------------	-----------------	--	--------------------	---------------------------------	---------------------

**BKDNA18S-07 - Quantitative Results Breakdown (IU/ml)**

Sample Code	Sample Content	Matrix	Sample Relationships	Detection Frequency	Sample Status	Consensus (IU/ml)		Range
						(Log <sub>10</sub> )	(n)	
BKDNA18S-07	BK lb-2	Plasma		Frequently Detected	CORE	3.104	17	2.057 - 4.394

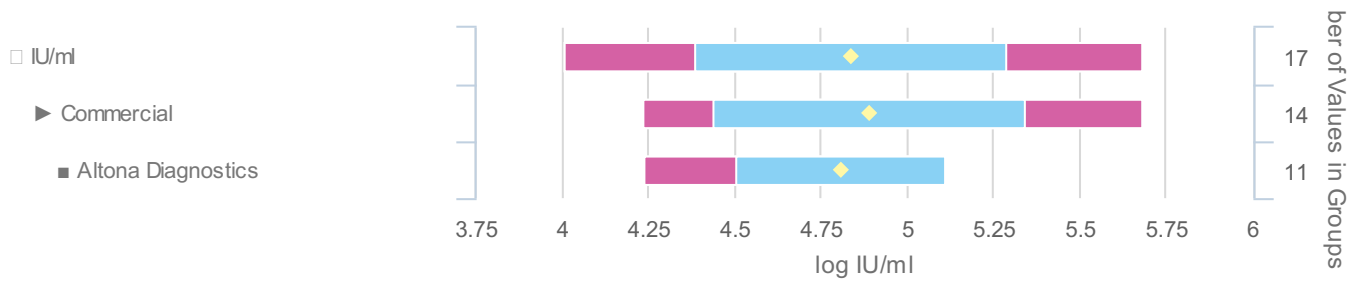


**Groups below n=5:** bioMerieux (n=1), bioMerieux - bioMerieux R-gene Quant Kit (n=1), fast-track DIAGNOSTICS (n=2), fast-track DIAGNOSTICS - FTD real time PCR (n=2), In-House (n=3), In-House - Real-time In-House PCR (n=3)

**Groups Rolled Up:** Altona Diagnostics - Altona Diagnostics RealStar (n=11)

**BKDNA18S-08 - Quantitative Results Breakdown (IU/ml)**

Sample Code	Sample Content	Matrix	Sample Relationships	Detection Frequency	Sample Status	Consensus (IU/ml)		Range
						(Log <sub>10</sub> )	(n)	
BKDNA18S-08	BK lb-2	Plasma	D1	Frequently Detected	CORE	4.834	17	4.005 - 5.678



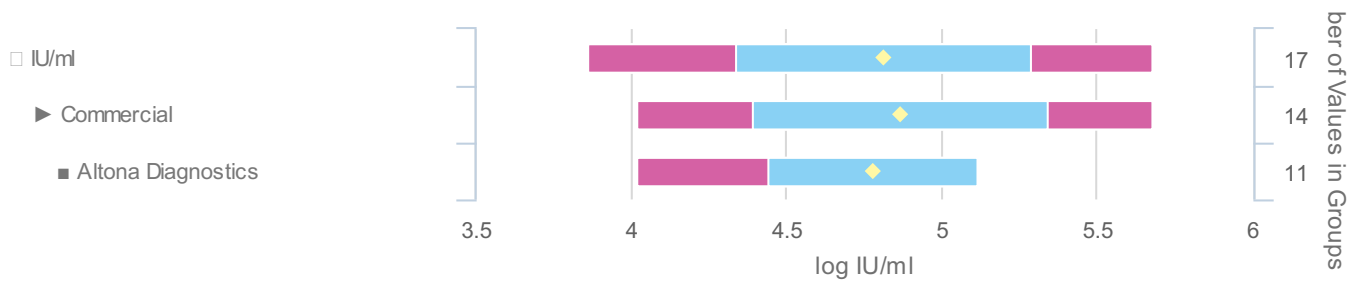
**Groups below n=5:** bioMerieux (n=1), bioMerieux - bioMerieux R-gene Quant Kit (n=1), fast-track DIAGNOSTICS (n=2), fast-track DIAGNOSTICS - FTD real time PCR (n=2), In-House (n=3), In-House - Real-time In-House PCR (n=3)

**Groups Rolled Up:** Altona Diagnostics - Altona Diagnostics RealStar (n=11)

Catalogue Code: QAV144166	Ref Code: BKDNA18	Challenge: S	Analysis Type: Qualitative and Quantitative	Dataset: 245019	Report UID: 2677/245019/1682	Laboratory CZ023
------------------------------	----------------------	-----------------	--	--------------------	---------------------------------	---------------------

**BKDNA18S-09 - Quantitative Results Breakdown (IU/ml)**

Sample Code	Sample Content	Matrix	Sample Relationships	Detection Frequency	Sample Status	Consensus (IU/ml)		Range
						(Log <sub>10</sub> )	(n)	
BKDNA18S-09	BK lb-2	Plasma	D1	Frequently Detected	CORE	4.809	17	3.859 - 5.675

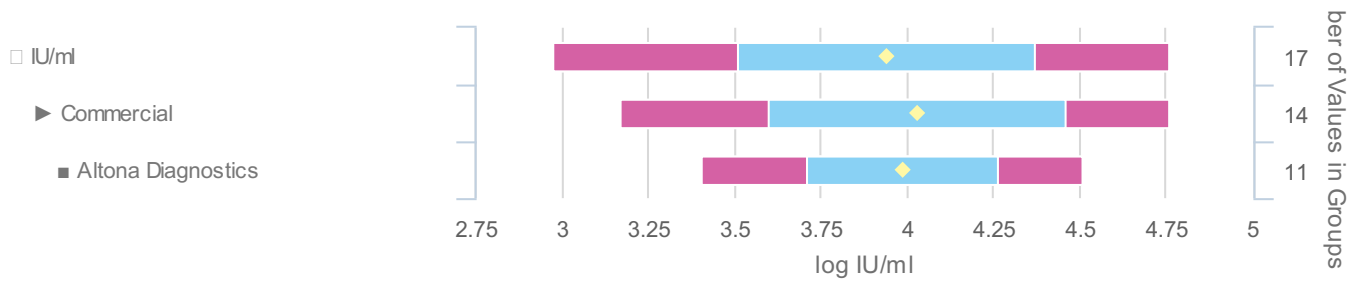


**Groups below n=5:** bioMerieux (n=1), bioMerieux - bioMerieux R-gene Quant Kit (n=1), fast-track DIAGNOSTICS (n=2), fast-track DIAGNOSTICS - FTD real time PCR (n=2), In-House (n=3), In-House - Real-time In-House PCR (n=3)

**Groups Rolled Up:** Altona Diagnostics - Altona Diagnostics RealStar (n=11)


**BKDNA18S-10 - Quantitative Results Breakdown (IU/ml)**

Sample Code	Sample Content	Matrix	Sample Relationships	Detection Frequency	Sample Status	Consensus (IU/ml)		Range
						(Log <sub>10</sub> )	(n)	
BKDNA18S-10	BK lb-2	Plasma	D2	Frequently Detected	CORE	3.937	17	2.972 - 4.756



**Groups below n=5:** bioMerieux (n=1), bioMerieux - bioMerieux R-gene Quant Kit (n=1), fast-track DIAGNOSTICS (n=2), fast-track DIAGNOSTICS - FTD real time PCR (n=2), In-House (n=3), In-House - Real-time In-House PCR (n=3)

**Groups Rolled Up:** Altona Diagnostics - Altona Diagnostics RealStar (n=11)

<b>Individual Report</b>		<b>QCMD 2018 BK virus DNA EQA Programme</b>			 <small>Quality Control for Molecular Diagnostics</small>		
<b>Catalogue Code:</b> QAV144166	<b>Ref Code:</b> BKDNA18	<b>Challenge:</b> S	<b>Analysis Type:</b> Qualitative and Quantitative	<b>Dataset:</b> 245019	<b>Report UID:</b> 2677/245019/1682	<b>Laboratory:</b> CZ023	

### Individual Panel Member Analysis (Qualitative)

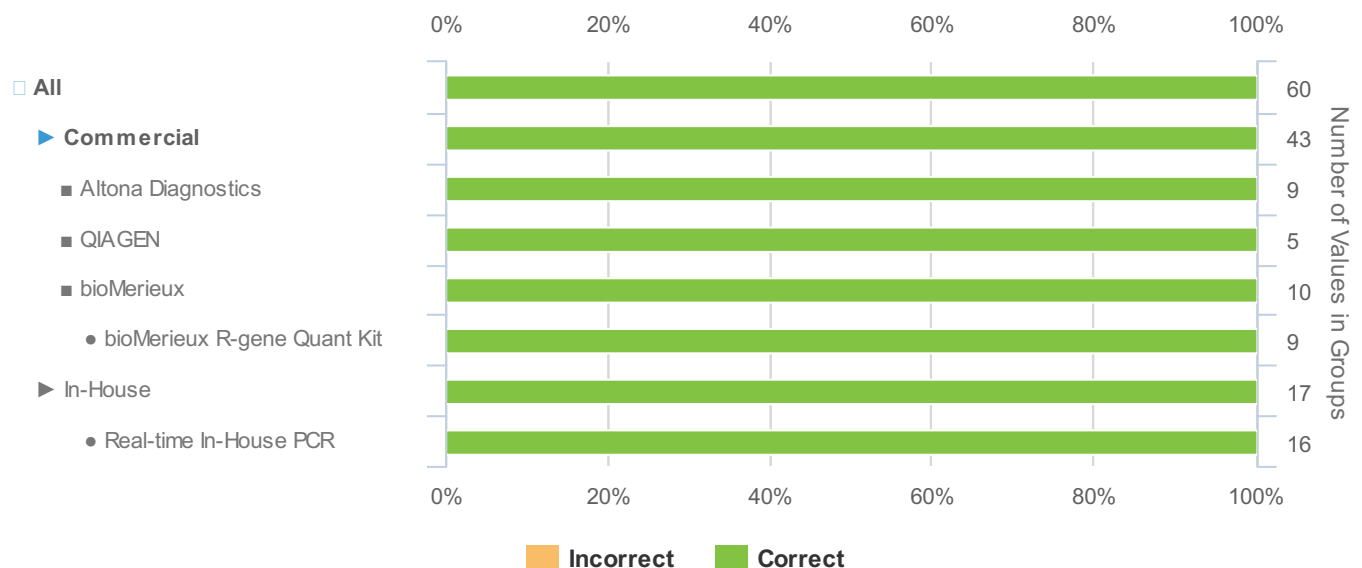
Qualitative analysis for each panel member is provided in relation to your EQA assessment group. EQA assessment groups are established using the molecular workflow information reported by all participants within this EQA challenge / distribution. The principal level of assessment is at the individual method level which is defined based on your reported “amplification/detection method” and other laboratories using the same or similar amplification/detection methods.


To allow meaningful assessment at the individual method level the EQA assessment group must consist of 5 or more datasets. If there are not sufficient datasets at the individual method level then your results will be included within a higher EQA assessment group based on whether it is a commercial or in house technology/method. The highest level assessment grouping is “All” participant reported qualitative results.

A breakdown of qualitative results reported by participants on each of the panel members within this EQA challenge / distribution is provided below. You can compare your results to those within your EQA assessment group and those obtained within other EQA assessment groups or to the overall consensus for each sample within this EQA challenge / distribution.

### BKDNA18S-01 - Qualitative Results Breakdown

Sample Code	Sample Content	Matrix	Sample Relationships	Detection Frequency	Sample Status	Percentage Correct (All)	
						(%)	(n)
BKDNA18S-01	BK I b-2	Plasma	D1	Frequently Detected	CORE	100.0	60



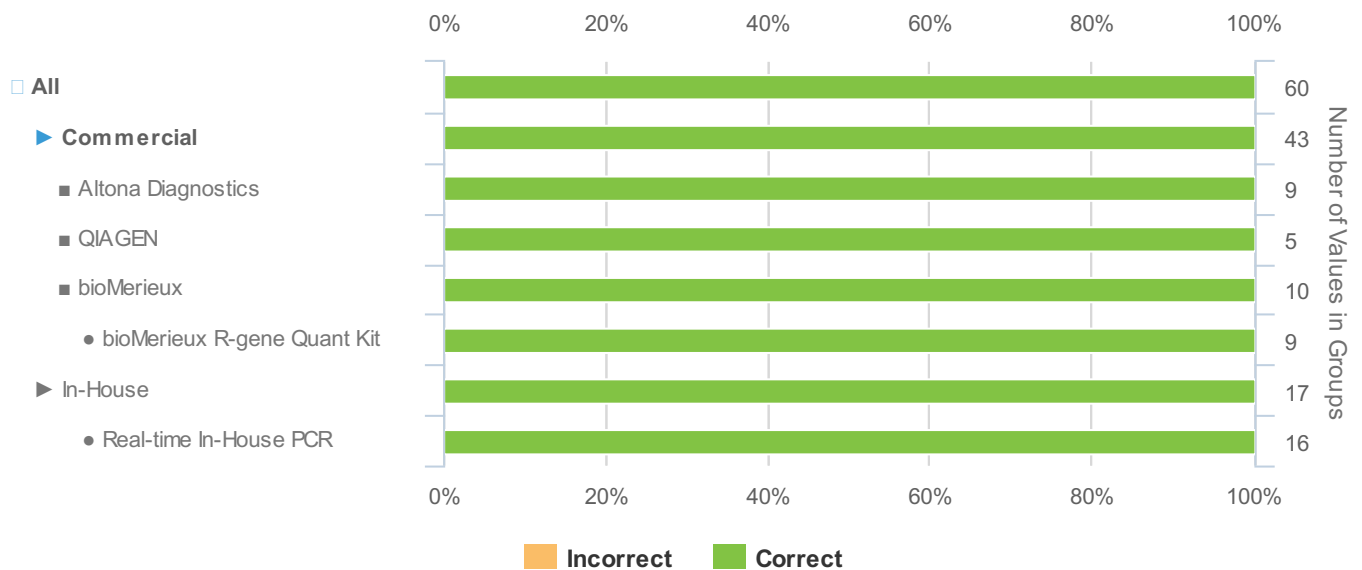
<b>Individual Report</b>	<b>QCMD 2018 BK virus DNA EQA Programme</b>				 <small>Quality Control for Molecular Diagnostics</small>		
<b>Catalogue Code:</b> QAV144166	<b>Ref Code:</b> BKDNA18	<b>Challenge:</b> S	<b>Analysis Type:</b> Qualitative and Quantitative	<b>Dataset:</b> 245019	<b>Report UID:</b> 2677/245019/1682	<b>Laboratory:</b> CZ023	

**Groups below n=5:** Anatolia Geneworks (n=2), Anatolia Geneworks - Anatolia Geneworks Bosphore (n=2), Certest (n=2), Certest - Certest Real Time PCR (n=2), ELITech Group (n=3), ELITech Group - Elitech Elite Real Time kit (n=3), GeneProof (n=3), GeneProof - GeneProof Real Time PCR kit (n=3), PrimerDesign (n=1), PrimerDesign - PrimerDesign Genesig (n=1), TIB MOLBIOL (n=3), TIB MOLBIOL - TIB MOLBIOL LightMix (n=3), Vitassay (n=2), Vitassay - Vitassay Real-Time PCR (n=2), bioMerieux - bioMerieux Primers/Probes (n=1), fast-track DIAGNOSTICS (n=3), fast-track DIAGNOSTICS - FTD real time PCR (n=3), In-House - Conventional In-House PCR (n=1)

**Groups Rolled Up:** Altona Diagnostics - Altona Diagnostics RealStar (n=9), QIAGEN - QIAGEN Artus Real Time (n=5)

**BKDNA18S-02 - Qualitative Results Breakdown**

Sample Code	Sample Content	Matrix	Sample Relationships	Detection Frequency	Sample Status	Percentage Correct (All)	
						(%)	(n)
BKDNA18S-02	BK lb-2	Plasma	D2	Frequently Detected	CORE	100.0	60



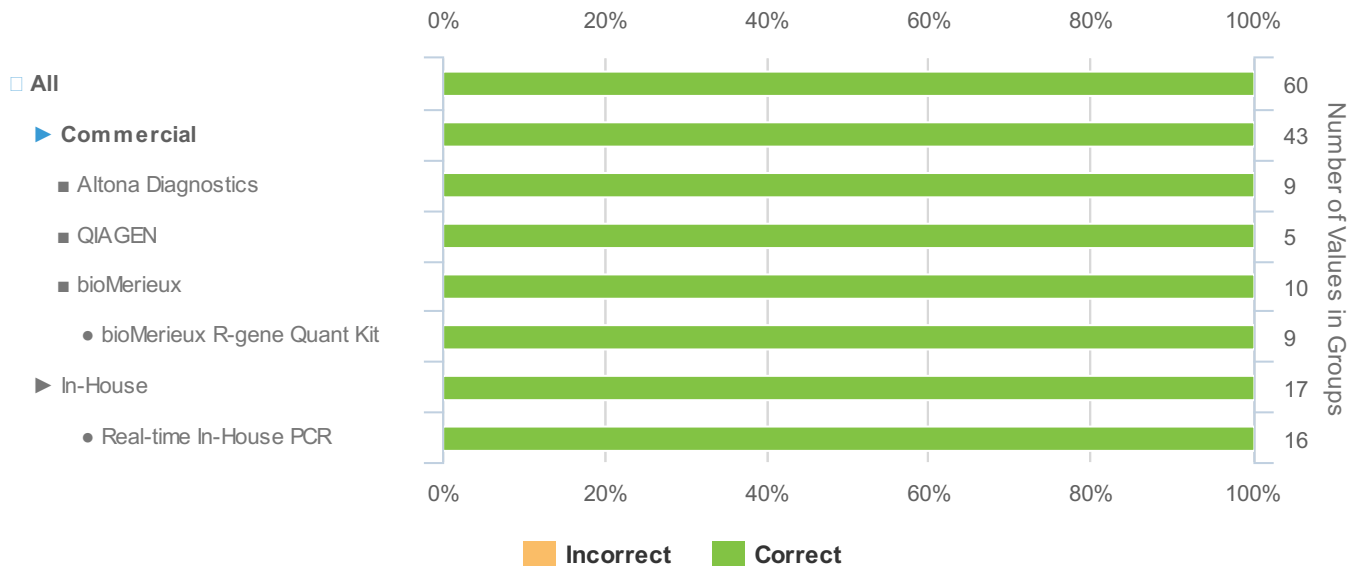
**Groups below n=5:** Anatolia Geneworks (n=2), Anatolia Geneworks - Anatolia Geneworks Bosphore (n=2), Certest (n=2), Certest - Certest Real Time PCR (n=2), ELITech Group (n=3), ELITech Group - Elitech Elite Real Time kit (n=3), GeneProof (n=3), GeneProof - GeneProof Real Time PCR kit (n=3), PrimerDesign (n=1), PrimerDesign - PrimerDesign Genesig (n=1), TIB MOLBIOL (n=3), TIB MOLBIOL - TIB MOLBIOL LightMix (n=3), Vitassay (n=2), Vitassay - Vitassay Real-Time PCR (n=2), bioMerieux - bioMerieux Primers/Probes (n=1), fast-track DIAGNOSTICS (n=3), fast-track DIAGNOSTICS - FTD real time PCR (n=3), In-House - Conventional In-House PCR (n=1)

**Groups Rolled Up:** Altona Diagnostics - Altona Diagnostics RealStar (n=9), QIAGEN - QIAGEN Artus Real Time (n=5)

Catalogue Code: QAV144166	Ref Code: BKDNA18	Challenge: S	Analysis Type: Qualitative and Quantitative	Dataset: 245019	Report UID: 2677/245019/1682	Laboratory CZ023
------------------------------	----------------------	-----------------	--	--------------------	---------------------------------	---------------------

**BKDNA18S-03 - Qualitative Results Breakdown**

Sample Code	Sample Content	Matrix	Sample Relationships	Detection Frequency	Sample Status	Percentage Correct (All)	
						(%)	(n)
BKDNA18S-03	Negative	Plasma		Negative	CORE	100.0	60



**Groups below n=5:** Anatolia Geneworks (n=2), Anatolia Geneworks - Anatolia Geneworks Bosphore (n=2), Certest (n=2), Certest - Certest Real Time PCR (n=2), ELITech Group (n=3), ELITech Group - Elitech Elite Real Time kit (n=3), GeneProof (n=3), GeneProof - GeneProof Real Time PCR kit (n=3), PrimerDesign (n=1), PrimerDesign - PrimerDesign Genesig (n=1), TIB MOLBIOL (n=3), TIB MOLBIOL - TIB MOLBIOL LightMix (n=3), Vitassay (n=2), Vitassay - Vitassay Real-Time PCR (n=2), bioMerieux - bioMerieux Primers/Probes (n=1), fast-track DIAGNOSTICS (n=3), fast-track DIAGNOSTICS - FTD real time PCR (n=3), In-House - Conventional In-House PCR (n=1)

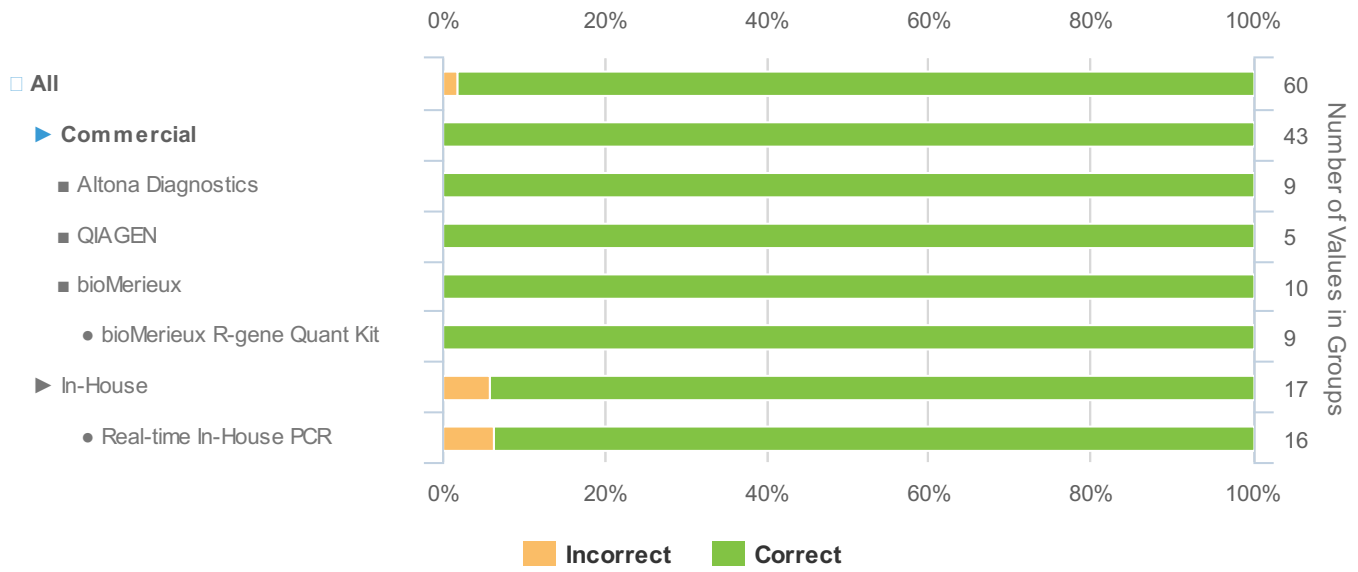
**Groups Rolled Up:** Altona Diagnostics - Altona Diagnostics RealStar (n=9), QIAGEN - QIAGEN Artus Real Time (n=5)



Catalogue Code: QAV144166	Ref Code: BKDNA18	Challenge: S	Analysis Type: Qualitative and Quantitative	Dataset: 245019	Report UID: 2677/245019/1682	Laboratory CZ023
------------------------------	----------------------	-----------------	--	--------------------	---------------------------------	---------------------


**BKDNA18S-04 - Qualitative Results Breakdown**

Sample Code	Sample Content	Matrix	Sample Relationships	Detection Frequency	Sample Status	Percentage Correct (All)	
						(%)	(n)
BKDNA18S-04	BK lb-2	Plasma	D2	Frequently Detected	CORE	98.3	60



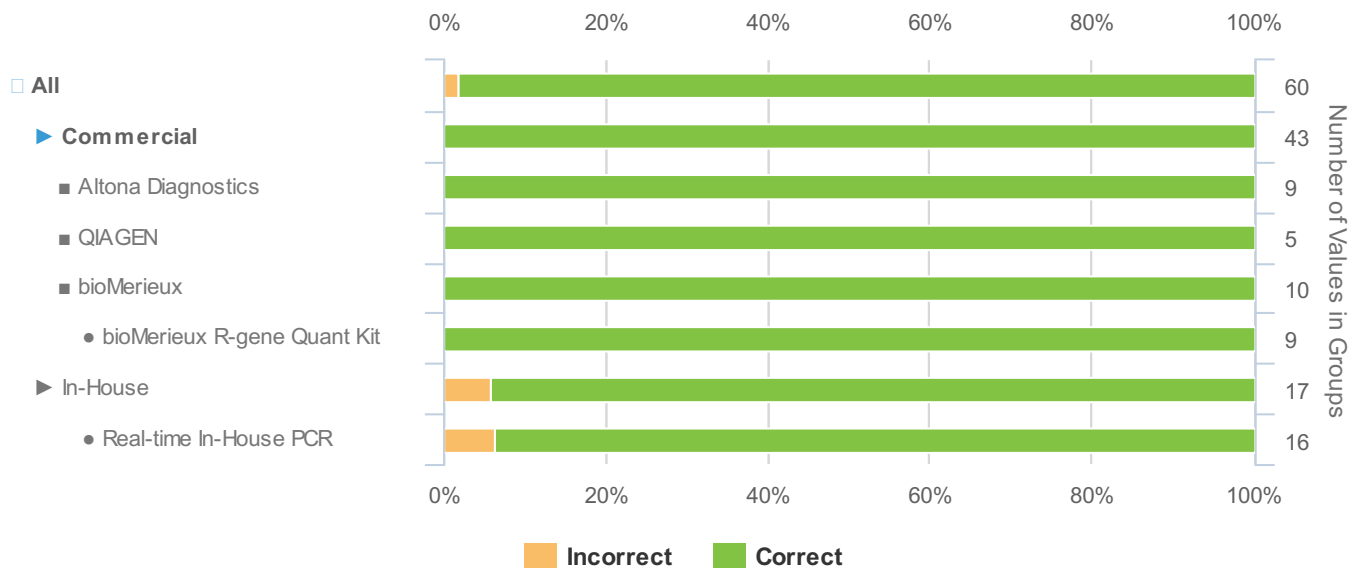
**Groups below n=5:** Anatolia Geneworks (n=2), Anatolia Geneworks - Anatolia Geneworks Bosphore (n=2), Certest (n=2), Certest - Certest Real Time PCR (n=2), ELITech Group (n=3), ELITech Group - Elitech Elite Real Time kit (n=3), GeneProof (n=3), GeneProof - GeneProof Real Time PCR kit (n=3), PrimerDesign (n=1), PrimerDesign - PrimerDesign Genesig (n=1), TIB MOLBIOL (n=3), TIB MOLBIOL - TIB MOLBIOL LightMix (n=3), Vitassay (n=2), Vitassay - Vitassay Real-Time PCR (n=2), bioMerieux - bioMerieux Primers/Probes (n=1), fast-track DIAGNOSTICS (n=3), fast-track DIAGNOSTICS - FTD real time PCR (n=3), In-House - Conventional In-House PCR (n=1)

**Groups Rolled Up:** Altona Diagnostics - Altona Diagnostics RealStar (n=9), QIAGEN - QIAGEN Artus Real Time (n=5)

<b>Individual Report</b>	<b>QCMD 2018 BK virus DNA EQA Programme</b>						
<b>Catalogue Code:</b> QAV144166	<b>Ref Code:</b> BKDNA18	<b>Challenge:</b> S	<b>Analysis Type:</b> Qualitative and Quantitative	<b>Dataset:</b> 245019	<b>Report UID:</b> 2677/245019/1682	<b>Laboratory</b> CZ023	


**BKDNA18S-05 - Qualitative Results Breakdown**

Sample Code	Sample Content	Matrix	Sample Relationships	Detection Frequency	Sample Status	Percentage Correct (All)	
						(%)	(n)
BKDNA18S-05	BK Ib-2	Urine		Frequently Detected	CORE	98.3	60



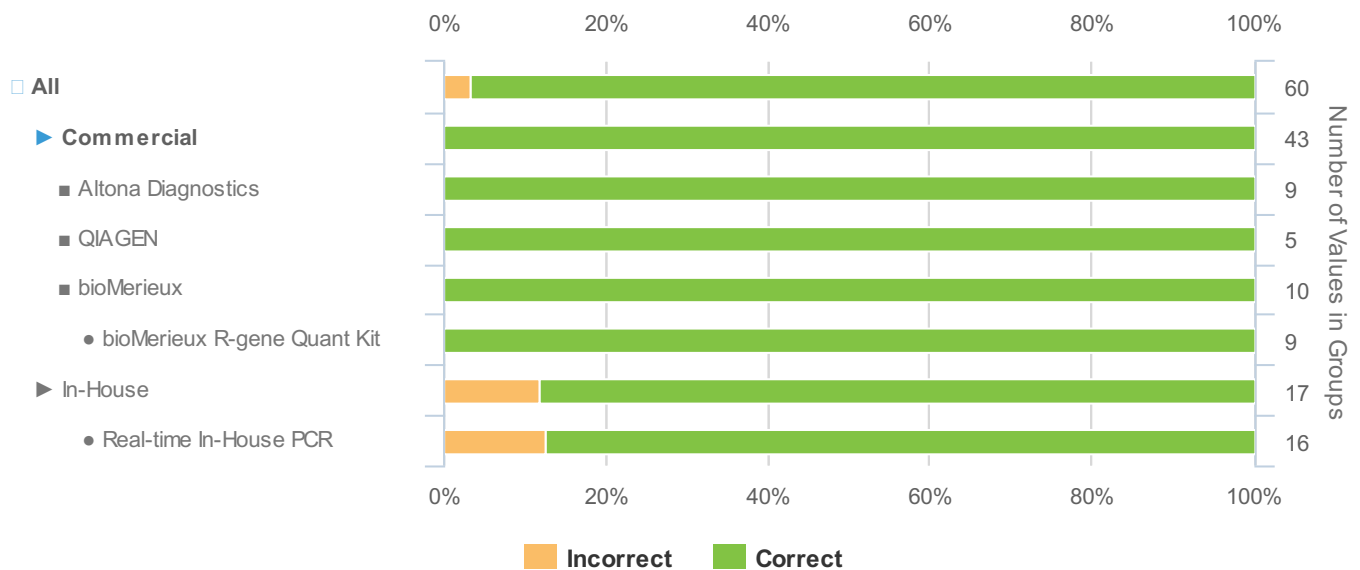
**Groups below n=5:** Anatolia Geneworks (n=2), Anatolia Geneworks - Anatolia Geneworks Bosphore (n=2), Certest (n=2), Certest - Certest Real Time PCR (n=2), ELITech Group (n=3), ELITech Group - Elitech Elite Real Time kit (n=3), GeneProof (n=3), GeneProof - GeneProof Real Time PCR kit (n=3), PrimerDesign (n=1), PrimerDesign - PrimerDesign Genesig (n=1), TIB MOLBIOL (n=3), TIB MOLBIOL - TIB MOLBIOL LightMix (n=3), Vitassay (n=2), Vitassay - Vitassay Real-Time PCR (n=2), bioMerieux - bioMerieux Primers/Probes (n=1), fast-track DIAGNOSTICS (n=3), fast-track DIAGNOSTICS - FTD real time PCR (n=3), In-House - Conventional In-House PCR (n=1)

**Groups Rolled Up:** Altona Diagnostics - Altona Diagnostics RealStar (n=9), QIAGEN - QIAGEN Artus Real Time (n=5)

<b>Individual Report</b>	<b>QCMD 2018 BK virus DNA EQA Programme</b>				 Quality Control for Molecular Diagnostics		
<b>Catalogue Code:</b> QAV144166	<b>Ref Code:</b> BKDNA18	<b>Challenge:</b> S	<b>Analysis Type:</b> Qualitative and Quantitative	<b>Dataset:</b> 245019	<b>Report UID:</b> 2677/245019/1682	<b>Laboratory</b> CZ023	


**BKDNA18S-06 - Qualitative Results Breakdown**

Sample Code	Sample Content	Matrix	Sample Relationships	Detection Frequency	Sample Status	Percentage Correct (All)	
						(%)	(n)
BKDNA18S-06	JC Virus Type 1A	Plasma		Negative	CORE	96.7	60



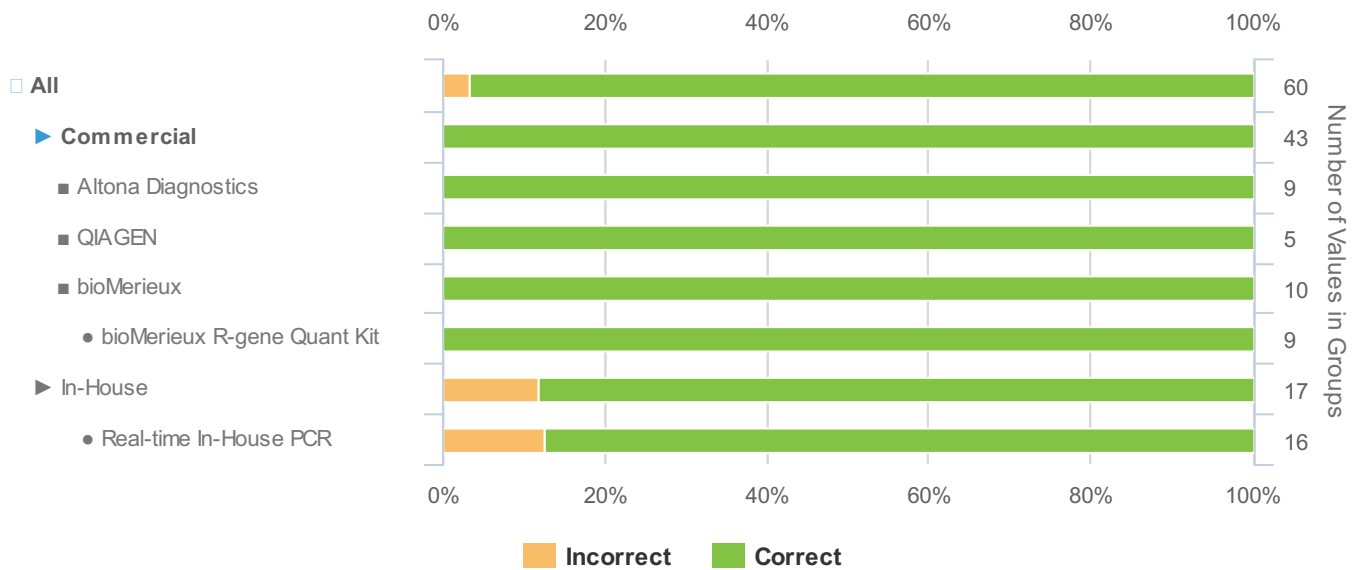
**Groups below n=5:** Anatolia Geneworks (n=2), Anatolia Geneworks - Anatolia Geneworks Bosphore (n=2), Certest (n=2), Certest - Certest Real Time PCR (n=2), ELITech Group (n=3), ELITech Group - Elitech Elite Real Time kit (n=3), GeneProof (n=3), GeneProof - GeneProof Real Time PCR kit (n=3), PrimerDesign (n=1), PrimerDesign - PrimerDesign Genesig (n=1), TIB MOLBIOL (n=3), TIB MOLBIOL - TIB MOLBIOL LightMix (n=3), Vitassay (n=2), Vitassay - Vitassay Real-Time PCR (n=2), bioMerieux - bioMerieux Primers/Probes (n=1), fast-track DIAGNOSTICS (n=3), fast-track DIAGNOSTICS - FTD real time PCR (n=3), In-House - Conventional In-House PCR (n=1)

**Groups Rolled Up:** Altona Diagnostics - Altona Diagnostics RealStar (n=9), QIAGEN - QIAGEN Artus Real Time (n=5)

<b>Individual Report</b>		<b>QCMD 2018 BK virus DNA EQA Programme</b>			 Quality Control for Molecular Diagnostics		
<b>Catalogue Code:</b> QAV144166	<b>Ref Code:</b> BKDNA18	<b>Challenge:</b> S	<b>Analysis Type:</b> Qualitative and Quantitative	<b>Dataset:</b> 245019	<b>Report UID:</b> 2677/245019/1682	<b>Laboratory:</b> CZ023	


**BKDNA18S-07 - Qualitative Results Breakdown**

Sample Code	Sample Content	Matrix	Sample Relationships	Detection Frequency	Sample Status	Percentage Correct (All)	
						(%)	(n)
BKDNA18S-07	BK lb-2	Plasma		Frequently Detected	CORE	96.7	60



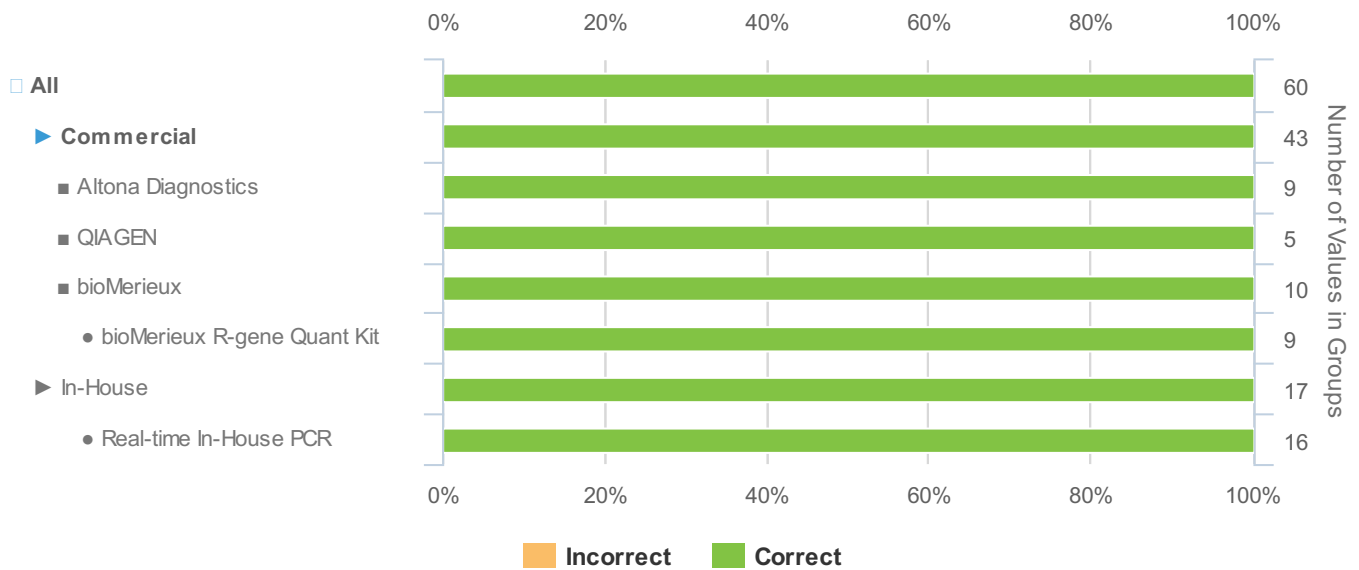
**Groups below n=5:** Anatolia Geneworks (n=2), Anatolia Geneworks - Anatolia Geneworks Bosphore (n=2), Certest (n=2), Certest - Certest Real Time PCR (n=2), ELITech Group (n=3), ELITech Group - Elitech Elite Real Time kit (n=3), GeneProof (n=3), GeneProof - GeneProof Real Time PCR kit (n=3), PrimerDesign (n=1), PrimerDesign - PrimerDesign Genesig (n=1), TIB MOLBIOL (n=3), TIB MOLBIOL - TIB MOLBIOL LightMix (n=3), Vitassay (n=2), Vitassay - Vitassay Real-Time PCR (n=2), bioMerieux - bioMerieux Primers/Probes (n=1), fast-track DIAGNOSTICS (n=3), fast-track DIAGNOSTICS - FTD real time PCR (n=3), In-House - Conventional In-House PCR (n=1)

**Groups Rolled Up:** Altona Diagnostics - Altona Diagnostics RealStar (n=9), QIAGEN - QIAGEN Artus Real Time (n=5)

<b>Individual Report</b>	<b>QCMD 2018 BK virus DNA EQA Programme</b>						
<b>Catalogue Code:</b> QAV144166	<b>Ref Code:</b> BKDNA18	<b>Challenge:</b> S	<b>Analysis Type:</b> Qualitative and Quantitative	<b>Dataset:</b> 245019	<b>Report UID:</b> 2677/245019/1682	<b>Laboratory</b> CZ023	


**BKDNA18S-08 - Qualitative Results Breakdown**

Sample Code	Sample Content	Matrix	Sample Relationships	Detection Frequency	Sample Status	Percentage Correct (All)	
						(%)	(n)
BKDNA18S-08	BK lb-2	Plasma	D1	Frequently Detected	CORE	100.0	60



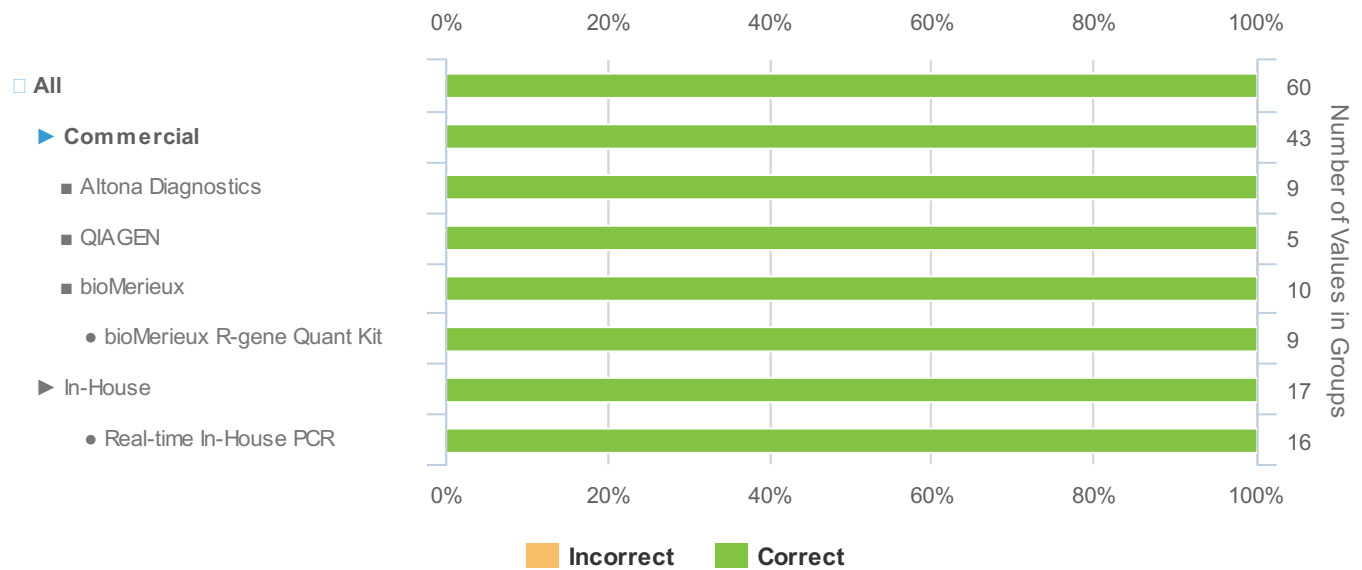
**Groups below n=5:** Anatolia Geneworks (n=2), Anatolia Geneworks - Anatolia Geneworks Bosphore (n=2), Certest (n=2), Certest - Certest Real Time PCR (n=2), ELITech Group (n=3), ELITech Group - Elitech Elite Real Time kit (n=3), GeneProof (n=3), GeneProof - GeneProof Real Time PCR kit (n=3), PrimerDesign (n=1), PrimerDesign - PrimerDesign Genesig (n=1), TIB MOLBIOL (n=3), TIB MOLBIOL - TIB MOLBIOL LightMix (n=3), Vitassay (n=2), Vitassay - Vitassay Real-Time PCR (n=2), bioMerieux - bioMerieux Primers/Probes (n=1), fast-track DIAGNOSTICS (n=3), fast-track DIAGNOSTICS - FTD real time PCR (n=3), In-House - Conventional In-House PCR (n=1)

**Groups Rolled Up:** Altona Diagnostics - Altona Diagnostics RealStar (n=9), QIAGEN - QIAGEN Artus Real Time (n=5)

<b>Individual Report</b>		<b>QCMD 2018 BK virus DNA EQA Programme</b>			 Quality Control for Molecular Diagnostics		
<b>Catalogue Code:</b> QAV144166	<b>Ref Code:</b> BKDNA18	<b>Challenge:</b> S	<b>Analysis Type:</b> Qualitative and Quantitative	<b>Dataset:</b> 245019	<b>Report UID:</b> 2677/245019/1682	<b>Laboratory:</b> CZ023	


**BKDNA18S-09 - Qualitative Results Breakdown**

Sample Code	Sample Content	Matrix	Sample Relationships	Detection Frequency	Sample Status	Percentage Correct (All)	
						(%)	(n)
BKDNA18S-09	BK lb-2	Plasma	D1	Frequently Detected	CORE	100.0	60



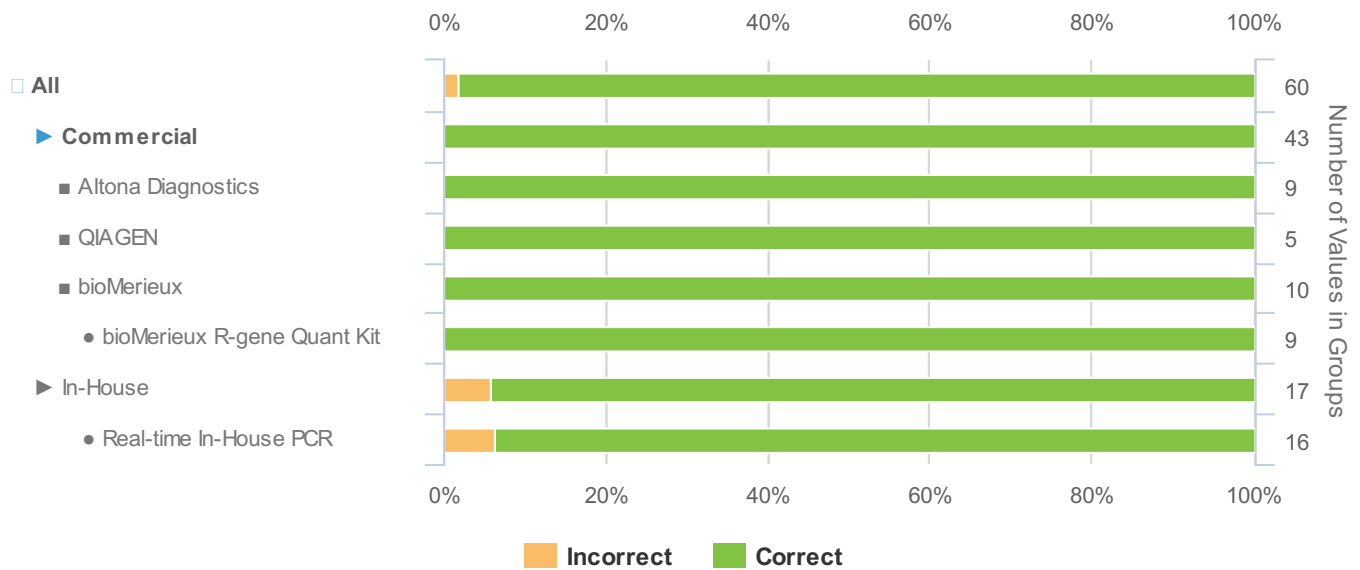
**Groups below n=5:** Anatolia Geneworks (n=2), Anatolia Geneworks - Anatolia Geneworks Bosphore (n=2), Certest (n=2), Certest - Certest Real Time PCR (n=2), ELITech Group (n=3), ELITech Group - Elitech Elite Real Time kit (n=3), GeneProof (n=3), GeneProof - GeneProof Real Time PCR kit (n=3), PrimerDesign (n=1), PrimerDesign - PrimerDesign Genesig (n=1), TIB MOLBIOL (n=3), TIB MOLBIOL - TIB MOLBIOL LightMix (n=3), Vitassay (n=2), Vitassay - Vitassay Real-Time PCR (n=2), bioMerieux - bioMerieux Primers/Probes (n=1), fast-track DIAGNOSTICS (n=3), fast-track DIAGNOSTICS - FTD real time PCR (n=3), In-House - Conventional In-House PCR (n=1)

**Groups Rolled Up:** Altona Diagnostics - Altona Diagnostics RealStar (n=9), QIAGEN - QIAGEN Artus Real Time (n=5)

<b>Individual Report</b>		<b>QCMD 2018 BK virus DNA EQA Programme</b>			 Quality Control for Molecular Diagnostics		
<b>Catalogue Code:</b> QAV144166	<b>Ref Code:</b> BKDNA18	<b>Challenge:</b> S	<b>Analysis Type:</b> Qualitative and Quantitative	<b>Dataset:</b> 245019	<b>Report UID:</b> 2677/245019/1682	<b>Laboratory:</b> CZ023	

**BKDNA18S-10 - Qualitative Results Breakdown**

Sample Code	Sample Content	Matrix	Sample Relationships	Detection Frequency	Sample Status	Percentage Correct (All)	
						(%)	(n)
BKDNA18S-10	BK Ib-2	Plasma	D2	Frequently Detected	CORE	98.3	60



**Groups below n=5:** Anatolia Geneworks (n=2), Anatolia Geneworks - Anatolia Geneworks Bosphore (n=2), Certest (n=2), Certest - Certest Real Time PCR (n=2), ELITech Group (n=3), ELITech Group - Elitech Elite Real Time kit (n=3), GeneProof (n=3), GeneProof - GeneProof Real Time PCR kit (n=3), PrimerDesign (n=1), PrimerDesign - PrimerDesign Genesig (n=1), TIB MOLBIOL (n=3), TIB MOLBIOL - TIB MOLBIOL LightMix (n=3), Vitassay (n=2), Vitassay - Vitassay Real-Time PCR (n=2), bioMerieux - bioMerieux Primers/Probes (n=1), fast-track DIAGNOSTICS (n=3), fast-track DIAGNOSTICS - FTD real time PCR (n=3), In-House - Conventional In-House PCR (n=1)

**Groups Rolled Up:** Altona Diagnostics - Altona Diagnostics RealStar (n=9), QIAGEN - QIAGEN Artus Real Time (n=5)

**QCMD © 2018.** The QCMD EQA programme samples, associated reports and data generated during this programme are intended for External Quality Assessment (EQA) and Proficiency Testing (PT) purposes only. QCMD operates according to a strict Code of Practice which is in line with ISO/IEC 17043 and associated standards. Data reported in QCMD programmes is representative of a laboratory's standard diagnostic testing protocols irrespective of the technology they use. The data provided in the reports are based on technical information provided by the individual laboratories as part of the assessment process, as such it does not constitute a formal technology method comparison. All text and images produced by QCMD are the property of QCMD unless otherwise stated.

The reproduction and use of these materials is not permitted without the express written consent of QCMD. The use of the information provided in QCMD reports for commercial purposes is strictly prohibited.