

Catalogue Code:
QAV994105

Ref Code:
HSVDNA18

Challenge:
S

Analysis Type:
Qualitative

Dataset:
234347

Report UID:
2677/234347/1620

Laboratory
CZ023

Intended Results / Panel Composition

Sample Code	Sample Content	Matrix	Sample Relationships ^[1]	Detection Frequency ^[2]	Sample Status ^[3]	Percentage Correct (All) ^[4]	
						(%)	(n)
HSVDNA18S-01	HSV Type 2	Transport Medium	D2, DS2_2	Frequently Detected	CORE	98.2	169
HSVDNA18S-02	HSV Type 2	Transport Medium	D2, DS2_2	Frequently Detected	CORE	97.6	169
HSVDNA18S-03	HSV Type 2	Transport Medium	DS2_1	Frequently Detected	CORE	97.6	169
HSVDNA18S-04	HSV Type 1 (95/1906)	Transport Medium	D1, DS1_2	Frequently Detected	CORE	95.3	169
HSVDNA18S-05	HSV Type 1 (95/1906)	Transport Medium	D1, DS1_2	Detected	CORE	92.9	169
HSVDNA18S-06	HSV Type 1 (95/1906)	Transport Medium	DS1_3	Detected	CORE	91.1	169
HSVDNA18S-07	HSV Type 1 (95/1906)	Transport Medium	DS1_4	Detected	EDUCATIONAL	82.2	169
HSVDNA18S-08	HSV Type 1 (95/1906)	Transport Medium	DS1_1	Frequently Detected	CORE	95.9	169
HSVDNA18S-09	HSV Type 2	Transport Medium	DS2_3	Frequently Detected	CORE	96.4	169
HSVDNA18S-10	HSV Type 2	Transport Medium	DS2_4	Detected	EDUCATIONAL	89.3	169

[1] Sample Relationships: Indicates the relationships of the samples within this challenge. The highest titre member of dilution series DS1 is indicated by DS1_1 and further members of the series as DS1_2, DS1_3 etc. in order of reducing titre. Additional dilution series are indicated by DS2 (e.g. DS2_1, DS2_2 etc.), DS3 (e.g. DS3_1, DS3_2 etc.). If one duplicate pair is present this is indicated by 'D1'. Further duplicate pairs are indicated by 'D2', 'D3' etc.

[2] Detection Frequency: To aid qualitative analysis each panel member is assigned a frequency of detection. This is based on the peer group consensus of all qualitative results returned from participants within the EQA challenge / distribution.

[3] Sample Status: EQA samples are defined as "CORE" or "EDUCATIONAL". Core proficiency samples are reviewed by the QCMD Scientific Expert(s). This is on the basis of scientific information, clinical relevance, current literature and, where appropriate, professional clinical guidelines. Participating laboratories are expected to report core proficiency samples correctly within the EQA challenge / distribution.

[4] Percentage Correct (All): Percentage of datasets (%) reporting the correct qualitative result and the total number of datasets (n) reported for each panel member.

For further details please refer to the current participant manual.

Individual Report	QCMD 2018 Herpes simplex virus DNA EQA Programme				 <small>Quality Control for Molecular Diagnostics</small>	
Catalogue Code: QAV994105	Ref Code: HSV/DNA 18	Challenge: S	Analysis Type: Qualitative	Dataset: 234347	Report UID: 2677/234347/1620	Laboratory CZ023

Your Summary Results

EQA Assessment Group ^[1]	Commercial
Core Panel Detection (Qualitative) Score ^[2]	0

Core Panel Members Results

Sample Code	Qualitative Results			Your Quantitative Data (for information only) ^[3]		
	Percentage Correct (All) ^[4]	Your Result ^[5]	Detection Score ^[6]	Reported Value	Unitage	Cycle Threshold
HSV/DNA 18S-01	98.2	Positive	0	114083	Copies/ml	-
HSV/DNA 18S-02	97.6	Positive	0	292333	Copies/ml	-
HSV/DNA 18S-03	97.6	Positive	0	3441667	Copies/ml	-
HSV/DNA 18S-04	95.3	Positive	0	12875	Copies/ml	-
HSV/DNA 18S-05	92.9	Positive	0	13083	Copies/ml	-
HSV/DNA 18S-06	91.1	Positive	0	2646	Copies/ml	-
HSV/DNA 18S-08	95.9	Positive	0	28333	Copies/ml	-
HSV/DNA 18S-09	96.4	Positive	0	361667	Copies/ml	-

[1] EQA Assessment Group: To aid data analysis, participant results are grouped according to the molecular amplification/detection method specified within their molecular workflow for this challenge / distribution. For further details refer to the *Additional Information: Individual Panel Member Analysis* section of this report.

[2] Core Panel Detection (Qualitative) Score: An overall core panel detection score provided per challenge / distribution.


[3] Quantitative Data (for information only): This is the quantitative value, unitage and cycle threshold you provided when you submitted your results. For qualitative programmes this information is not used as part of your formal EQA assessment.

[4] Percentage Correct (All): Percentage of datasets (%) reporting the correct qualitative results for each panel member.

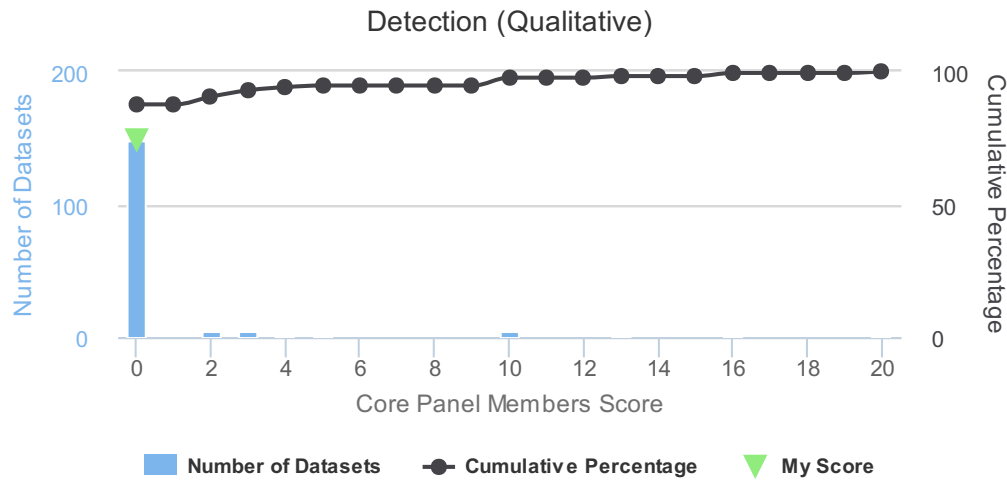
[5] Your Result: The qualitative result you reported for each sample within this EQA challenge / distribution.

[6] Detection Score: Your detection (qualitative) scores are based on the assigned detection frequency of each panel members, where 0 (zero) is "highly satisfactory" and 3 (three) is "highly unsatisfactory". Scores are provided for individual panel members.

For further details please refer to the current participant manual.

Individual Report	QCMD 2018 Herpes simplex virus DNA EQA Programme				 <small>Quality Control for Molecular Diagnostics</small>	
Catalogue Code: QAV994105	Ref Code: HSV/DNA18	Challenge: S	Analysis Type: Qualitative	Dataset: 234347	Report UID: 2677/234347/1620	Laboratory CZ023



Core Panel Member Score Breakdown



Core Panel Member Score Breakdown - Detection: This figure gives you a breakdown of the qualitative detection scores for all qualitative datasets returned within this EQA challenge / distribution independent of the EQA assessment group. Panel detection scores are generated from only those panel members that are defined as “CORE”.
For further details please refer to the current participant manual.

My Workflow Details

The details of the workflow(s) used to submit your results for this challenge.

Name	Herpes Simplex Virus (v5)
Description	
Targets	V herpes simplex virus
Assays	<ul style="list-style-type: none">  Extraction - Manual Extraction Process <ul style="list-style-type: none"> ● Commercial <ul style="list-style-type: none"> ○ Kit Manufacturer: <i>GeneProof</i> ○ Kit Type: <i>PathogenFree DNA Isolation Kit</i>  Amplification - GeneProof - croBEE Real-Time PCR System <ul style="list-style-type: none"> ● Multiplex ● Commercial <ul style="list-style-type: none"> ○ Kit Manufacturer: <i>GeneProof</i> ○ Kit Type: <i>Herpes Simplex Virus (HSV-1/2) PCR Kit</i> ○ Kit Version: <i>ISEX</i>

Individual Report	QCMD 2018 Herpes simplex virus DNA EQA Programme				 <small>Quality Control for Molecular Diagnostics</small>	
Catalogue Code: QAV994105	Ref Code: HSV/DNA18	Challenge: S	Analysis Type: Qualitative	Dataset: 234347	Report UID: 2677/234347/1620	Laboratory CZ023

Educational Panel Members Results

Sample Code	Qualitative Results			Your Quantitative Data (for information only) [1]		
	Percentage Correct (All) [2]	Your Result [3]	Detection Score [4]	Reported Value	Unitage	Cycle Threshold
HSV/DNA18S-07	82.2	Positive	0	1636	Copies/ml	-
HSV/DNA18S-10	89.3	Positive	0	646	Copies/ml	-

[1] **Quantitative Data (for information only):** This is the quantitative value, unitage and cycle threshold you provided when you submitted your results. For qualitative programmes this information is not used as part of your formal EQA assessment.

[2] **Percentage Correct (All):** Percentage of datasets (%) reporting the correct qualitative results for each panel member.


[3] **Your Result:** The qualitative result you reported for each sample within this EQA challenge / distribution.

[4] **Detection Score:** Your detection (qualitative) scores are based on the assigned detection frequency of each panel members, where 0 (zero) is "highly satisfactory" and 3 (three) is "highly unsatisfactory". Scores are provided for individual panel members.

For further details please refer to the current participant manual.

Further Programme Details

Number of Participants	135
Number of Countries	28
Number of Respondents	129
Number of Datasets Submitted	169
Qualitative Results Returned	169 (100.0%)

Individual Report	QCMD 2018 Herpes simplex virus DNA EQA Programme					
Catalogue Code: QAV994105	Ref Code: HSVDNA18	Challenge: S	Analysis Type: Qualitative	Dataset: 234347	Report UID: 2677/234347/1620	Laboratory CZ023

Comments

A number of laboratories who tested the HSVDNA18S panel using the BioFire FilmArray system and Altona Diagnostics returned 'not determined' results for some of the samples included in this distribution stating that they were 'not tested'.

According to the current QCMD scoring system, all results returned as 'not determined' are assessed/scored as being incorrect. Therefore, please note under the Individual Panel Member Analysis (Qualitative) section of this report, the 'Incorrect' results highlighted within the BioFire Film array and Altona Diagnostics EQA assessment groups also include these 'not tested' results.

A breakdown of the datasets returned as 'not determined' with the comment 'not tested' is shown below.

BioFire FilmArray assessment group

HSVDNA18S-01 - two datasets
 HSVDNA18S-02 - three datasets
 HSVDNA18S-03 - two datasets
 HSVDNA18S-04 - two datasets
 HSVDNA18S-05 - two datasets
 HSVDNA18S-06 - three datasets
 HSVDNA18S-07 - one dataset
 HSVDNA18S-08 - three datasets
 HSVDNA18S-09 - two datasets
 HSVDNA18S-10 - two datasets

Altona Diagnostics assessment group

HSVDNA18S-01 - one dataset
 HSVDNA18S-02 - one dataset
 HSVDNA18S-03 - one dataset
 HSVDNA18S-04 - one dataset
 HSVDNA18S-05 - one dataset
 HSVDNA18S-06 - one dataset
 HSVDNA18S-07 - one dataset

EQA Programme Aims


To assess the ability of laboratories molecular assays to detect different types and concentrations of herpes simplex virus (HSV).

To review the performance of laboratories quantitative HSV molecular assays.

Feedback and Enquiries

Participants are encouraged to read the QCMD Participants' Manual, which can be downloaded from the QCMD website.

Any queries about this report should be addressed to the QCMD Neutral Office (neutraloffice@qcmd.org).

Individual Report	QCMD 2018 Herpes simplex virus DNA EQA Programme					
Catalogue Code: QAV994105	Ref Code: HSV/DNA18	Challenge: S	Analysis Type: Qualitative	Dataset: 234347	Report UID: 2677/234347/1620	Laboratory CZ023

Panel member analysis is separated into CORE samples followed by EDUCATIONAL samples.

Additional Core Samples Information

The following section has been categorised as shown below:

Core ► Qualitative

Individual Panel Member Analysis (Qualitative)

Qualitative analysis for each panel member is provided in relation to your EQA assessment group. EQA assessment groups are established using the molecular workflow information reported by all participants within this EQA challenge / distribution. The principal level of assessment is at the individual method level which is defined based on your reported “amplification/detection method” and other laboratories using the same or similar amplification/detection methods.

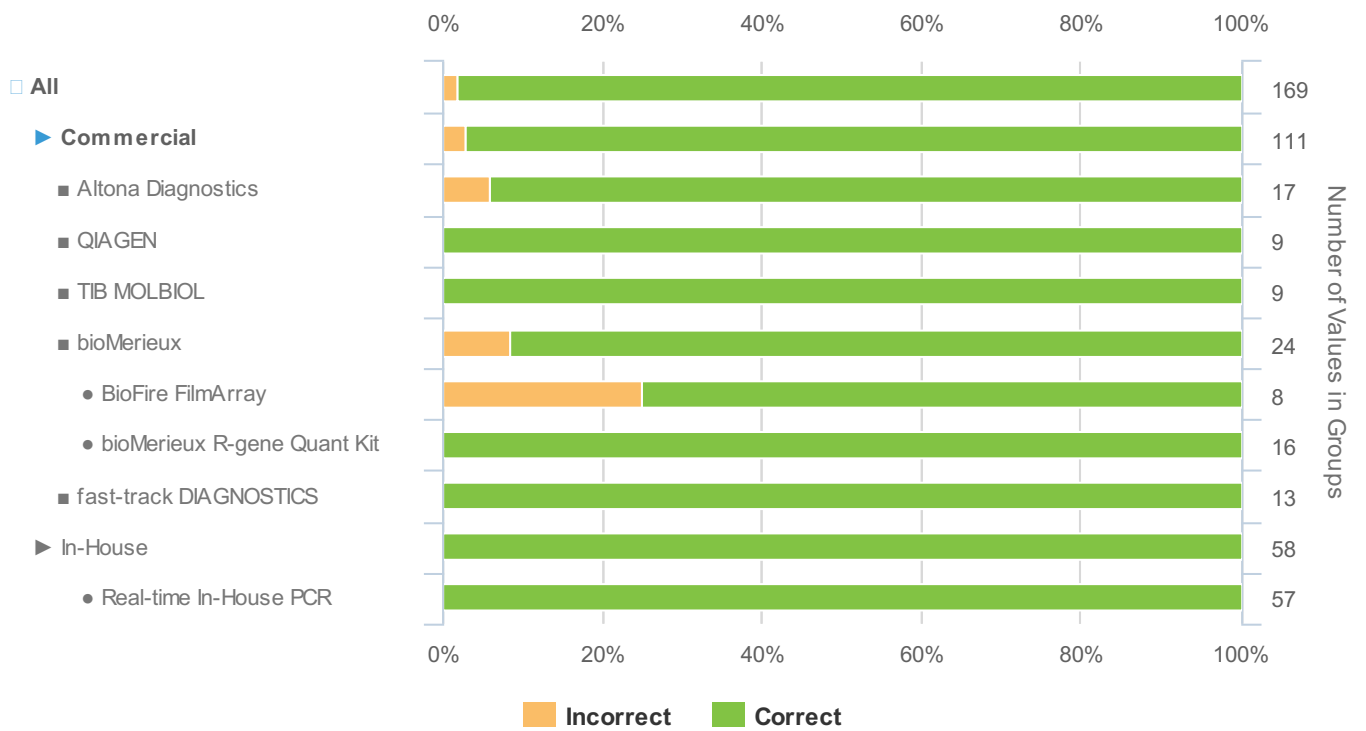
To allow meaningful assessment at the individual method level the EQA assessment group must consist of 5 or more datasets. If there are not sufficient datasets at the individual method level then your results will be included within a higher EQA assessment group based on whether it is a commercial or in house technology/method. The highest level assessment grouping is “All” participant reported qualitative results.

A breakdown of qualitative results reported by participants on each of the panel members within this EQA challenge / distribution is provided below. You can compare your results to those within your EQA assessment group and those obtained within other EQA assessment groups or to the overall consensus for each sample within this EQA challenge / distribution.

Catalogue Code: QAV994105	Ref Code: HSV DNA 18	Challenge: S	Analysis Type: Qualitative	Dataset: 234347	Report UID: 2677/234347/1620	Laboratory: CZ023
------------------------------	-------------------------	-----------------	-------------------------------	--------------------	---------------------------------	----------------------


HSVDNA18S-01 - Qualitative Results Breakdown

Sample Code	Sample Content	Matrix	Sample Relationships	Detection Frequency	Sample Status	Percentage Correct (All)	
						(%)	(n)
HSVDNA18S-01	HSV Type 2	Transport Medium	D2, DS2_2	Frequently Detected	CORE	98.2	169



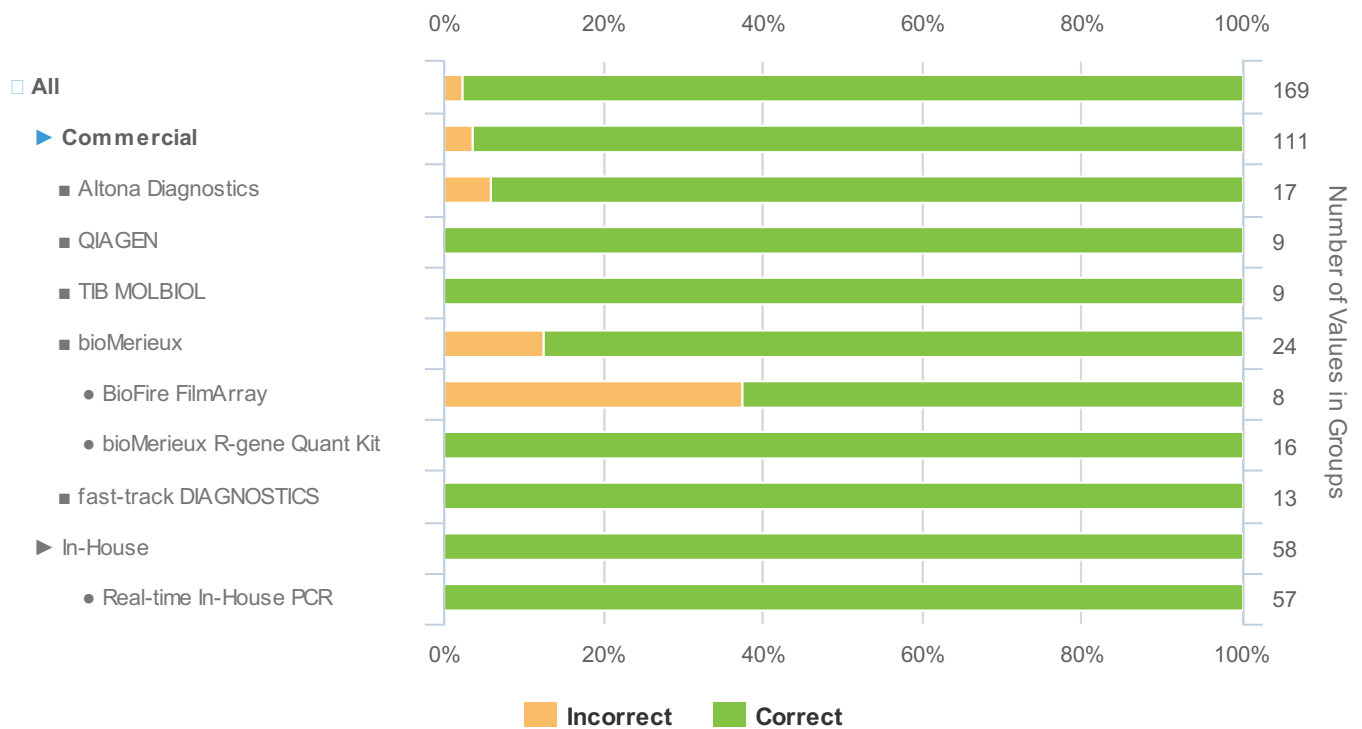
Groups below n=5: AmpliSens (n=3), AmpliSens - AmpliSens Real Time PCR (n=3), BD Molecular Diagnostics (n=2), BD Molecular Diagnostics - BD ProbeTec (n=2), BioGX (n=1), BioGX - BioGX Sample-Ready (n=1), Biolegio (n=1), Biolegio - Biolegio ReadyMax (n=1), Cepheid (n=2), Cepheid - Cepheid Smart Reagents (n=2), Certest (n=2), Certest - Certest Real Time PCR (n=2), Diagenode (n=4), Diagenode - Diagenode Real Time kit (n=4), ELITech Group (n=2), ELITech Group - Elitech Elite Real Time kit (n=2), Focus Diagnostics (n=1), Focus Diagnostics - Focus Diagnostics Simplexa (n=1), GeneProof (n=4), GeneProof - GeneProof Real Time PCR kit (n=4), Hologic (n=1), Hologic - Hologic Aptima (n=1), InterLabService (n=1), InterLabService - InterLabService AmpliSens (n=1), Meridian Biosciences (n=2), Meridian Biosciences - Meridian Bioscience illumigene (n=2), PrimerDesign (n=1), PrimerDesign - PrimerDesign Genesig (n=1), Progenie Molecular (n=1), Progenie Molecular - Progenie Molecular RealCycler (n=1), Quidel (n=1), Quidel - Quidel Lyra (n=1), Roche (n=4), Roche - Roche Cobas 4800 (n=2), Roche - Roche LightCycler (n=2), Sacace (n=2), Sacace - Sacace Real TM (n=2), Seegene (n=2), Seegene - Seegene Real Time PCR (n=2), Vitassay (n=2), Vitassay - Vitassay Real-Time PCR (n=2), In-House - Conventional In-House PCR (n=1)

Groups Rolled Up: Altona Diagnostics - Altona Diagnostics RealStar (n=17), QIAGEN - QIAGEN Artus Real Time (n=9), TIB MOLBIOL - TIB MOLBIOL LightMix (n=9), fast-track DIAGNOSTICS - FTD real time PCR (n=13)

Individual Report	QCMD 2018 Herpes simplex virus DNA EQA Programme				 <small>Quality Control for Molecular Diagnostics</small>		
Catalogue Code: QAV994105	Ref Code: HSV DNA 18	Challenge: S	Analysis Type: Qualitative	Dataset: 234347	Report UID: 2677/234347/1620	Laboratory CZ023	

HSVDNA18S-02 - Qualitative Results Breakdown

Sample Code	Sample Content	Matrix	Sample Relationships	Detection Frequency	Sample Status	Percentage Correct (All)	
						(%)	(n)
HSVDNA18S-02	HSV Type 2	Transport Medium	D2, DS2_2	Frequently Detected	CORE	97.6	169



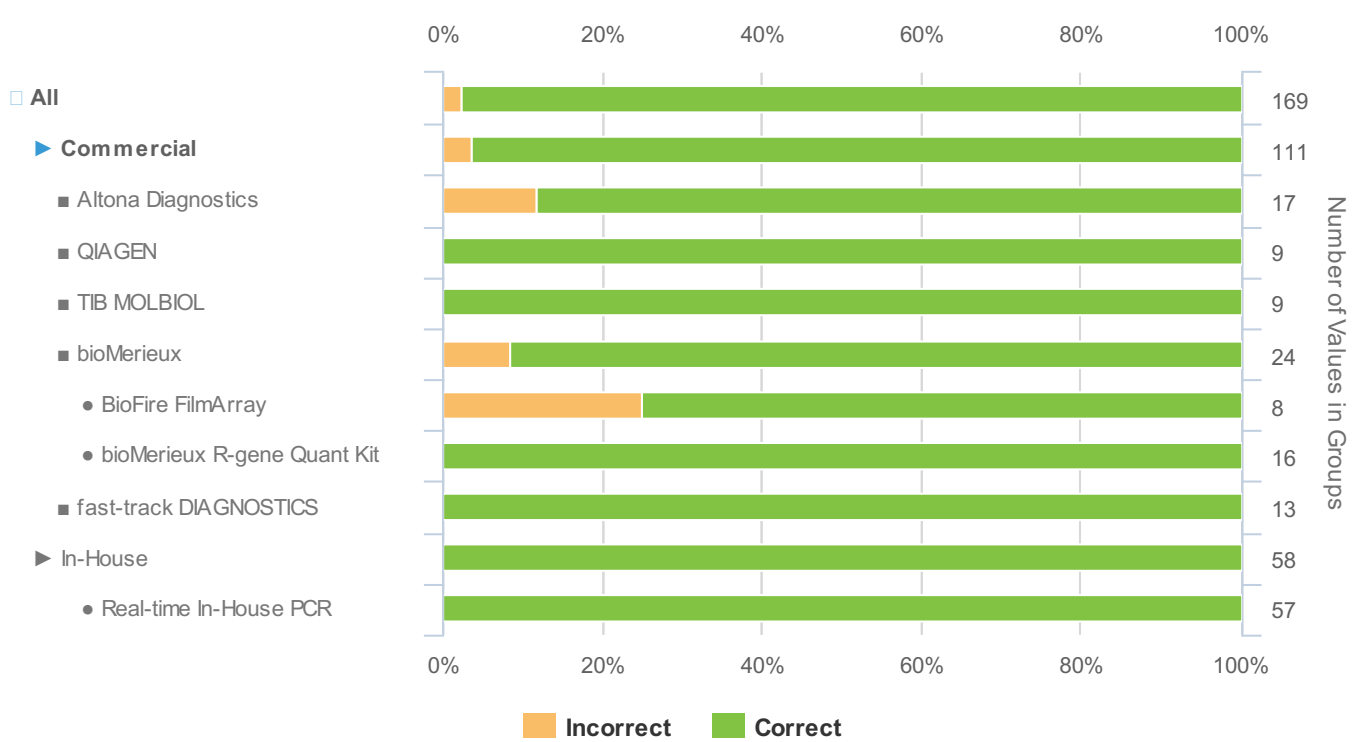
Groups below n=5: AmpliSens (n=3), AmpliSens - AmpliSens Real Time PCR (n=3), BD Molecular Diagnostics (n=2), BD Molecular Diagnostics - BD ProbeTec (n=2), BioGX (n=1), BioGX - BioGX Sample-Ready (n=1), Biolegio (n=1), Biolegio - Biolegio ReadyMax (n=1), Cepheid (n=2), Cepheid - Cepheid Smart Reagents (n=2), Certest (n=2), Certest - Certest Real Time PCR (n=2), Diagenode (n=4), Diagenode - Diagenode Real Time kit (n=4), ELITech Group (n=2), ELITech Group - Elitech Elite Real Time kit (n=2), Focus Diagnostics (n=1), Focus Diagnostics - Focus Diagnostics Simplexa (n=1), GeneProof (n=4), GeneProof - GeneProof Real Time PCR kit (n=4), Hologic (n=1), Hologic - Hologic Aptima (n=1), InterLabService (n=1), InterLabService - InterLabService AmpliSens (n=1), Meridian Biosciences (n=2), Meridian Biosciences - Meridian Bioscience illumigene (n=2), PrimerDesign (n=1), PrimerDesign - PrimerDesign Genesig (n=1), Progenie Molecular (n=1), Progenie Molecular - Progenie Molecular RealCycler (n=1), Quidel (n=1), Quidel - Quidel Lyra (n=1), Roche (n=4), Roche - Roche Cobas 4800 (n=2), Roche - Roche LightCycler (n=2), Sacace (n=2), Sacace - Sacace Real TM (n=2), Seegene (n=2), Seegene - Seegene Real Time PCR (n=2), Vitassay (n=2), Vitassay - Vitassay Real-Time PCR (n=2), In-House - Conventional In-House PCR (n=1)

Groups Rolled Up: Altona Diagnostics - Altona Diagnostics RealStar (n=17), QIAGEN - QIAGEN Artus Real Time (n=9), TIB MOLBIOL - TIB MOLBIOL LightMix (n=9), fast-track DIAGNOSTICS - FTD real time PCR (n=13)

Catalogue Code: QAV994105	Ref Code: HSV DNA 18	Challenge: S	Analysis Type: Qualitative	Dataset: 234347	Report UID: 2677/234347/1620	Laboratory: CZ023
------------------------------	-------------------------	-----------------	-------------------------------	--------------------	---------------------------------	----------------------


HSVDNA18S-03 - Qualitative Results Breakdown

Sample Code	Sample Content	Matrix	Sample Relationships	Detection Frequency	Sample Status	Percentage Correct (All)	
						(%)	(n)
HSVDNA18S-03	HSV Type 2	Transport Medium	DS2_1	Frequently Detected	CORE	97.6	169



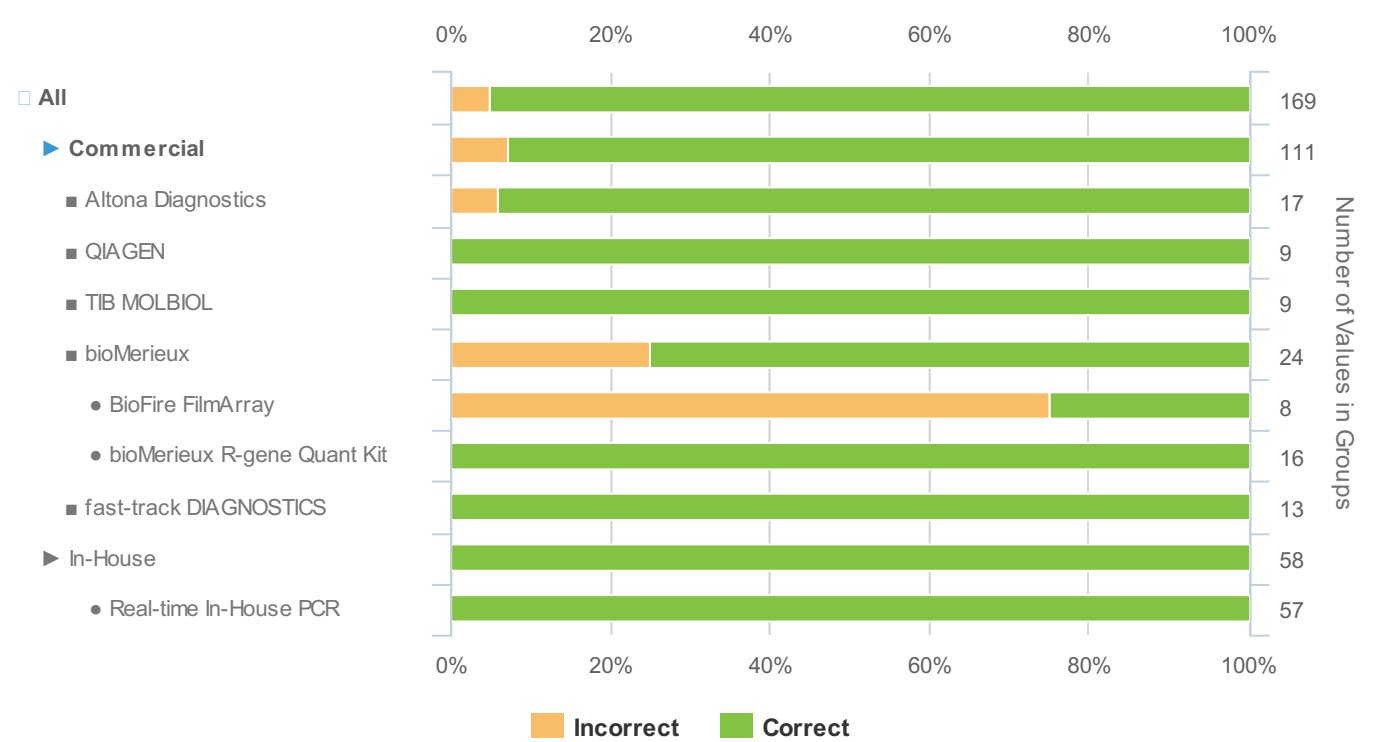
Groups below n=5: AmpliSens (n=3), AmpliSens - AmpliSens Real Time PCR (n=3), BD Molecular Diagnostics (n=2), BD Molecular Diagnostics - BD ProbeTec (n=2), BioGX (n=1), BioGX - BioGX Sample-Ready (n=1), Biolegio (n=1), Biolegio - Biolegio ReadyMax (n=1), Cepheid (n=2), Cepheid - Cepheid Smart Reagents (n=2), Certest (n=2), Certest - Certest Real Time PCR (n=2), Diagenode (n=4), Diagenode - Diagenode Real Time kit (n=4), ELITech Group (n=2), ELITech Group - Elitech Elite Real Time kit (n=2), Focus Diagnostics (n=1), Focus Diagnostics - Focus Diagnostics Simplexa (n=1), GeneProof (n=4), GeneProof - GeneProof Real Time PCR kit (n=4), Hologic (n=1), Hologic - Hologic Aptima (n=1), InterLabService (n=1), InterLabService - InterLabService AmpliSens (n=1), Meridian Biosciences (n=2), Meridian Biosciences - Meridian Bioscience illumigene (n=2), PrimerDesign (n=1), PrimerDesign - PrimerDesign Genesig (n=1), Progenie Molecular (n=1), Progenie Molecular - Progenie Molecular RealCycler (n=1), Quidel (n=1), Quidel - Quidel Lyra (n=1), Roche (n=4), Roche - Roche Cobas 4800 (n=2), Roche - Roche LightCycler (n=2), Sacace (n=2), Sacace - Sacace Real TM (n=2), Seegene (n=2), Seegene - Seegene Real Time PCR (n=2), Vitassay (n=2), Vitassay - Vitassay Real-Time PCR (n=2), In-House - Conventional In-House PCR (n=1)

Groups Rolled Up: Altona Diagnostics - Altona Diagnostics RealStar (n=17), QIAGEN - QIAGEN Artus Real Time (n=9), TIB MOLBIOL - TIB MOLBIOL LightMix (n=9), fast-track DIAGNOSTICS - FTD real time PCR (n=13)

Individual Report	QCMD 2018 Herpes simplex virus DNA EQA Programme				 <small>Quality Control for Molecular Diagnostics</small>	
Catalogue Code: QAV994105	Ref Code: HSV DNA 18	Challenge: S	Analysis Type: Qualitative	Dataset: 234347	Report UID: 2677/234347/1620	Laboratory: CZ023

HSVDNA18S-04 - Qualitative Results Breakdown

Sample Code	Sample Content	Matrix	Sample Relationships	Detection Frequency	Sample Status	Percentage Correct (All)	
						(%)	(n)
HSVDNA18S-04	HSV Type 1 (95/1906)	Transport Medium	D1, DS1_2	Frequently Detected	CORE	95.3	169



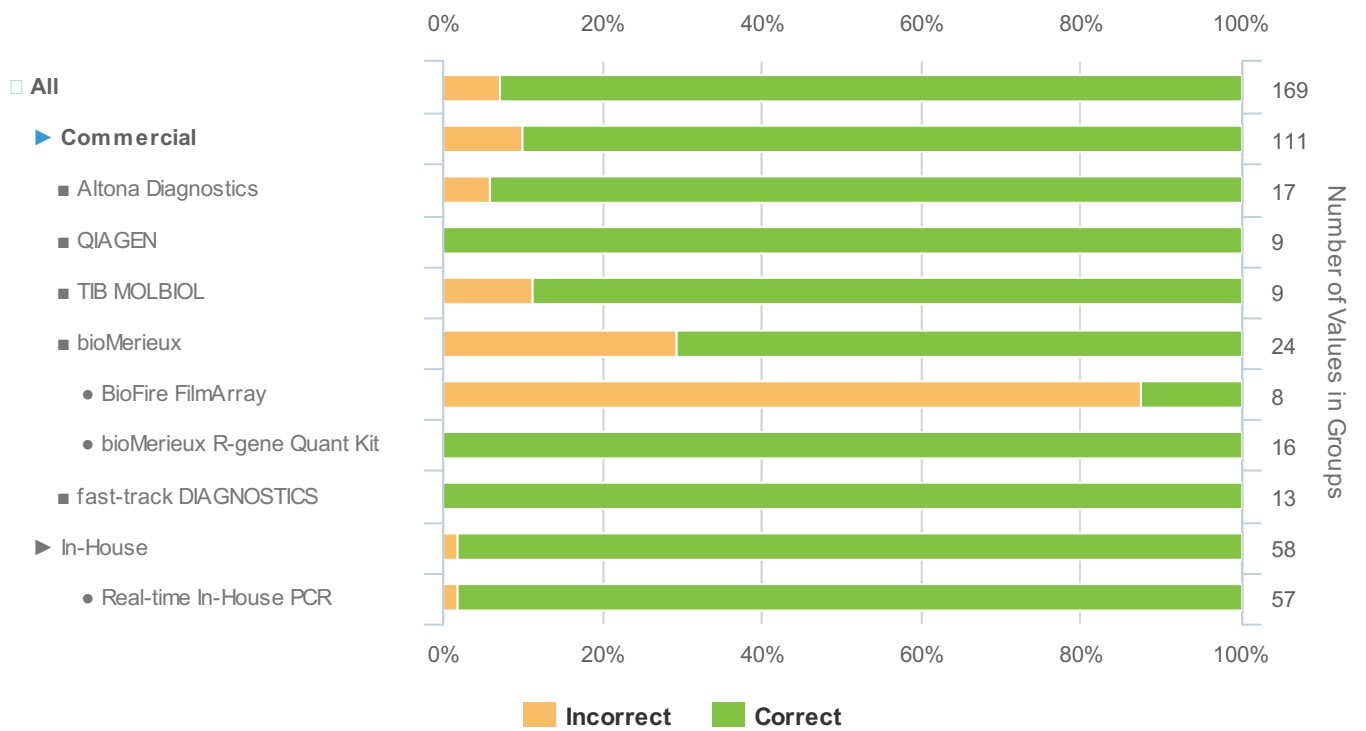
Groups below n=5: AmpliSens (n=3), AmpliSens - AmpliSens Real Time PCR (n=3), BD Molecular Diagnostics (n=2), BD Molecular Diagnostics - BD ProbeTec (n=2), BioGX (n=1), BioGX - BioGX Sample-Ready (n=1), Biologig (n=1), Biologig - Biologig ReadyMax (n=1), Cepheid (n=2), Cepheid - Cepheid Smart Reagents (n=2), Certest (n=2), Certest - Certest Real Time PCR (n=2), Diagenode (n=4), Diagenode - Diagenode Real Time kit (n=4), ELITech Group (n=2), ELITech Group - Elitech Elite Real Time kit (n=2), Focus Diagnostics (n=1), Focus Diagnostics - Focus Diagnostics Simplexa (n=1), GeneProof (n=4), GeneProof - GeneProof Real Time PCR kit (n=4), Hologic (n=1), Hologic - Hologic Aptima (n=1), InterLabService (n=1), InterLabService - InterLabService AmpliSens (n=1), Meridian Biosciences (n=2), Meridian Biosciences - Meridian Bioscience illumigene (n=2), PrimerDesign (n=1), PrimerDesign - PrimerDesign Genesig (n=1), Progenie Molecular (n=1), Progenie Molecular - Progenie Molecular RealCycler (n=1), Quidel (n=1), Quidel - Quidel Lyra (n=1), Roche (n=4), Roche - Roche Cobas 4800 (n=2), Roche - Roche LightCycler (n=2), Sacace (n=2), Sacace - Sacace Real TM (n=2), Seegene (n=2), Seegene - Seegene Real Time PCR (n=2), Vitassay (n=2), Vitassay - Vitassay Real-Time PCR (n=2), In-House - Conventional In-House PCR (n=1)

Groups Rolled Up: Altona Diagnostics - Altona Diagnostics RealStar (n=17), QIAGEN - QIAGEN Artus Real Time (n=9), TIB MOLBIOL - TIB MOLBIOL LightMix (n=9), fast-track DIAGNOSTICS - FTD real time PCR (n=13)

Catalogue Code: QAV994105	Ref Code: HSV DNA 18	Challenge: S	Analysis Type: Qualitative	Dataset: 234347	Report UID: 2677/234347/1620	Laboratory: CZ023
-------------------------------------	--------------------------------	------------------------	--------------------------------------	---------------------------	--	-----------------------------

HSVDNA18S-05 - Qualitative Results Breakdown

Sample Code	Sample Content	Matrix	Sample Relationships	Detection Frequency	Sample Status	Percentage Correct (All)	
						(%)	(n)
HSVDNA18S-05	HSV Type 1 (95/1906)	Transport Medium	D1, DS1_2	Detected	CORE	92.9	169



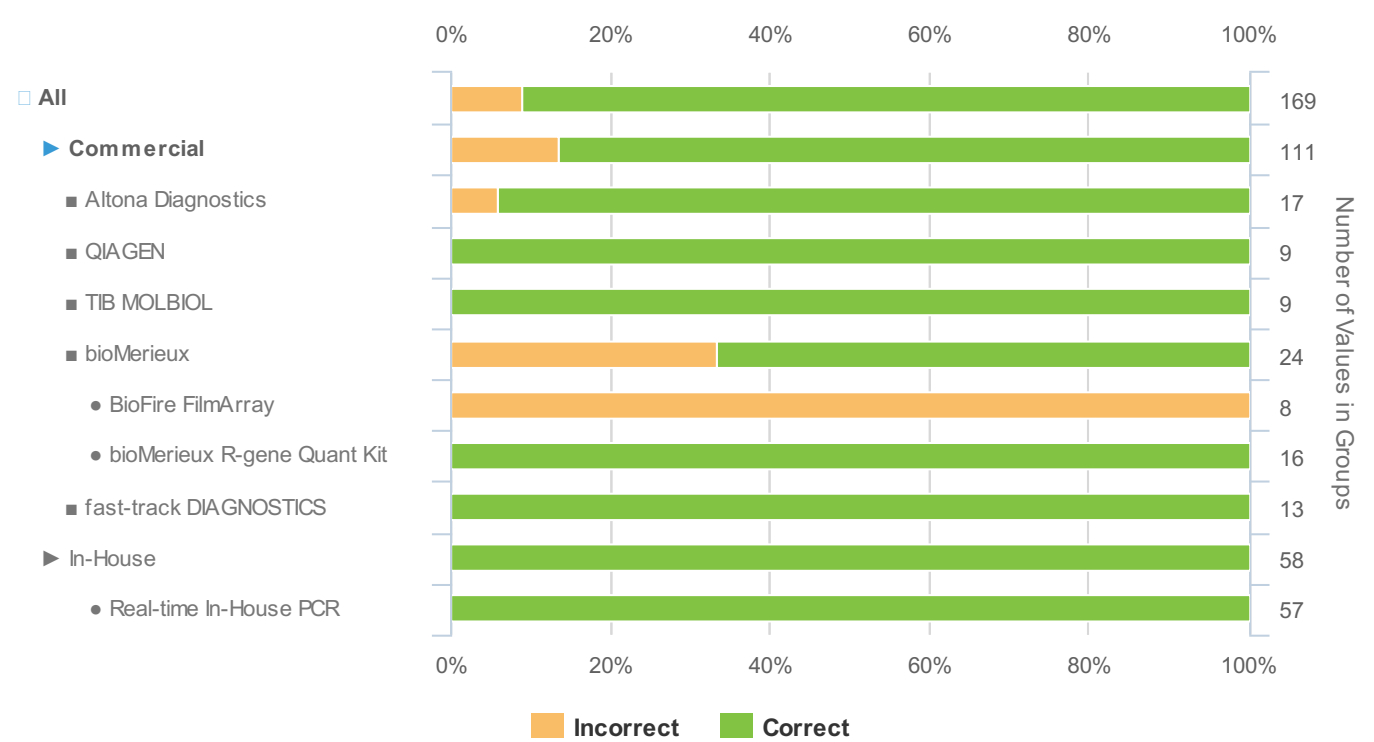
Groups below n=5: AmpliSens (n=3), AmpliSens - AmpliSens Real Time PCR (n=3), BD Molecular Diagnostics (n=2), BD Molecular Diagnostics - BD ProbeTec (n=2), BioGX (n=1), BioGX - BioGX Sample-Ready (n=1), Biologig (n=1), Biologig - Biologig ReadyMax (n=1), Cepheid (n=2), Cepheid - Cepheid Smart Reagents (n=2), Certest (n=2), Certest - Certest Real Time PCR (n=2), Diagenode (n=4), Diagenode - Diagenode Real Time kit (n=4), ELITech Group (n=2), ELITech Group - Elitech Elite Real Time kit (n=2), Focus Diagnostics (n=1), Focus Diagnostics - Focus Diagnostics Simplexa (n=1), GeneProof (n=4), GeneProof - GeneProof Real Time PCR kit (n=4), Hologic (n=1), Hologic - Hologic Aptima (n=1), InterLabService (n=1), InterLabService - InterLabService AmpliSens (n=1), Meridian Biosciences (n=2), Meridian Biosciences - Meridian Bioscience illumigene (n=2), PrimerDesign (n=1), PrimerDesign - PrimerDesign Genesig (n=1), Progenie Molecular (n=1), Progenie Molecular - Progenie Molecular RealCycler (n=1), Quidel (n=1), Quidel - Quidel Lyra (n=1), Roche (n=4), Roche - Roche Cobas 4800 (n=2), Roche - Roche LightCycler (n=2), Sacace (n=2), Sacace - Sacace Real TM (n=2), Seegene (n=2), Seegene - Seegene Real Time PCR (n=2), Vitassay (n=2), Vitassay - Vitassay Real-Time PCR (n=2), In-House - Conventional In-House PCR (n=1)

Groups Rolled Up: Altona Diagnostics - Altona Diagnostics RealStar (n=17), QIAGEN - QIAGEN Artus Real Time (n=9), TIB MOLBIOL - TIB MOLBIOL LightMix (n=9), fast-track DIAGNOSTICS - FTD real time PCR (n=13)

Catalogue Code: QAV994105	Ref Code: HSV DNA 18	Challenge: S	Analysis Type: Qualitative	Dataset: 234347	Report UID: 2677/234347/1620	Laboratory: CZ023
------------------------------	-------------------------	-----------------	-------------------------------	--------------------	---------------------------------	----------------------

HSVDNA18S-06 - Qualitative Results Breakdown

Sample Code	Sample Content	Matrix	Sample Relationships	Detection Frequency	Sample Status	Percentage Correct (All)	
						(%)	(n)
HSVDNA18S-06	HSV Type 1 (95/1906)	Transport Medium	DS1_3	Detected	CORE	91.1	169



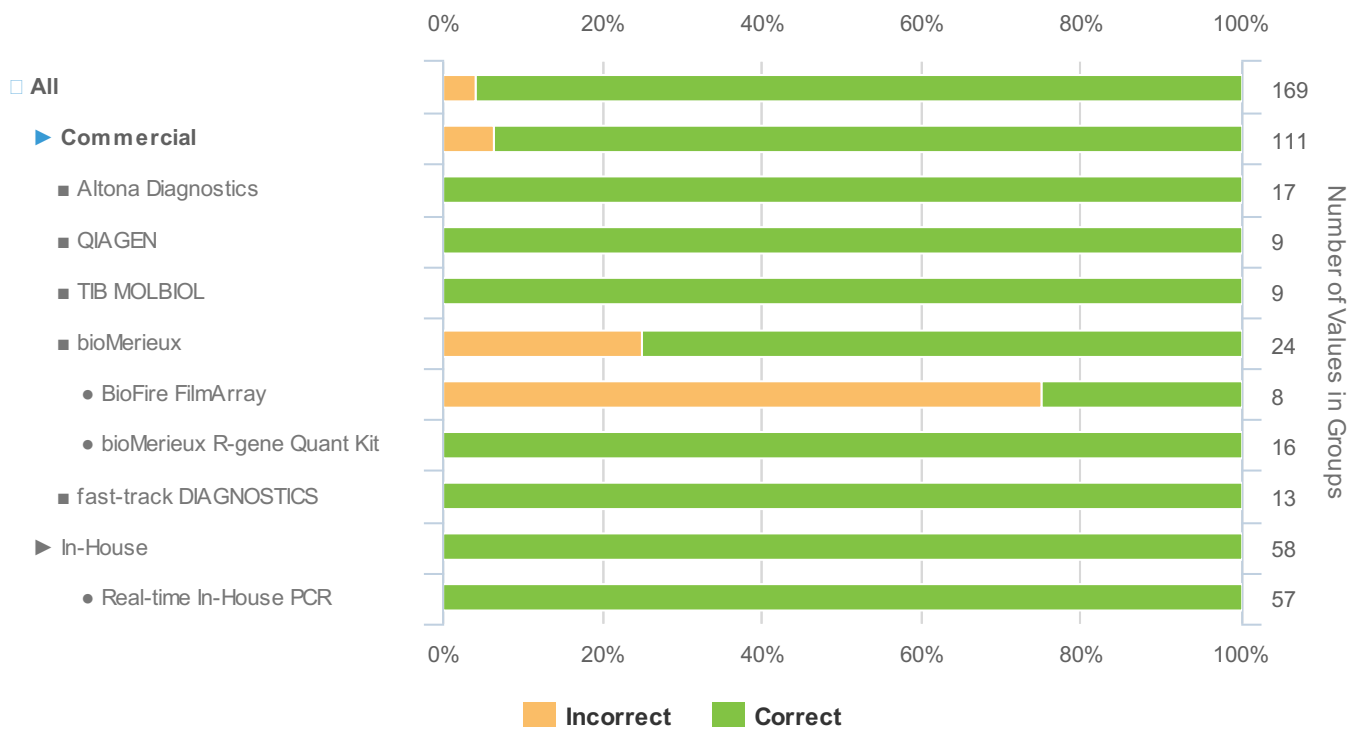
Groups below n=5: AmpliSens (n=3), AmpliSens - AmpliSens Real Time PCR (n=3), BD Molecular Diagnostics (n=2), BD Molecular Diagnostics - BD ProbeTec (n=2), BioGX (n=1), BioGX - BioGX Sample-Ready (n=1), Biologig (n=1), Biologig - Biologig ReadyMax (n=1), Cepheid (n=2), Cepheid - Cepheid Smart Reagents (n=2), Certest (n=2), Certest - Certest Real Time PCR (n=2), Diagenode (n=4), Diagenode - Diagenode Real Time kit (n=4), ELITech Group (n=2), ELITech Group - Elitech Elite Real Time kit (n=2), Focus Diagnostics (n=1), Focus Diagnostics - Focus Diagnostics Simplexa (n=1), GeneProof (n=4), GeneProof - GeneProof Real Time PCR kit (n=4), Hologic (n=1), Hologic - Hologic Aptima (n=1), InterLabService (n=1), InterLabService - InterLabService AmpliSens (n=1), Meridian Biosciences (n=2), Meridian Biosciences - Meridian Bioscience illumigene (n=2), PrimerDesign (n=1), PrimerDesign - PrimerDesign Genesig (n=1), Progenie Molecular (n=1), Progenie Molecular - Progenie Molecular RealCycler (n=1), Quidel (n=1), Quidel - Quidel Lyra (n=1), Roche (n=4), Roche - Roche Cobas 4800 (n=2), Roche - Roche LightCycler (n=2), Sacace (n=2), Sacace - Sacace Real TM (n=2), Seegene (n=2), Seegene - Seegene Real Time PCR (n=2), Vitassay (n=2), Vitassay - Vitassay Real-Time PCR (n=2), In-House - Conventional In-House PCR (n=1)

Groups Rolled Up: Altona Diagnostics - Altona Diagnostics RealStar (n=17), QIAGEN - QIAGEN Artus Real Time (n=9), TIB MOLBIOL - TIB MOLBIOL LightMix (n=9), fast-track DIAGNOSTICS - FTD real time PCR (n=13)

Catalogue Code: QAV994105	Ref Code: HSV DNA 18	Challenge: S	Analysis Type: Qualitative	Dataset: 234347	Report UID: 2677/234347/1620	Laboratory: CZ023
------------------------------	-------------------------	-----------------	-------------------------------	--------------------	---------------------------------	----------------------

HSVDNA18S-08 - Qualitative Results Breakdown

Sample Code	Sample Content	Matrix	Sample Relationships	Detection Frequency	Sample Status	Percentage Correct (All)	
						(%)	(n)
HSVDNA18S-08	HSV Type 1 (95/1906)	Transport Medium	DS1_1	Frequently Detected	CORE	95.9	169

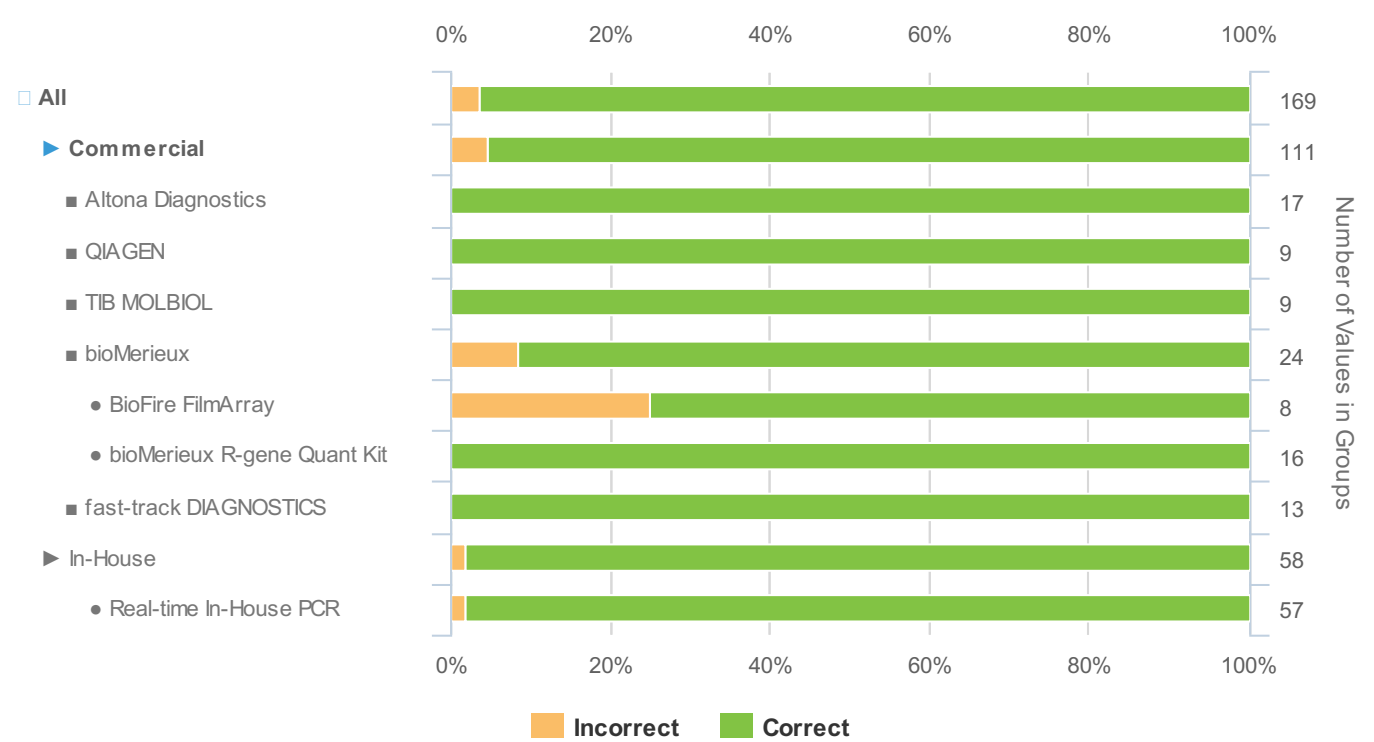


Groups below n=5: AmpliSens (n=3), AmpliSens - AmpliSens Real Time PCR (n=3), BD Molecular Diagnostics (n=2), BD Molecular Diagnostics - BD ProbeTec (n=2), BioGX (n=1), BioGX - BioGX Sample-Ready (n=1), Biologig (n=1), Biologig - Biologig ReadyMax (n=1), Cepheid (n=2), Cepheid - Cepheid Smart Reagents (n=2), Certest (n=2), Certest - Certest Real Time PCR (n=2), Diagenode (n=4), Diagenode - Diagenode Real Time kit (n=4), ELITech Group (n=2), ELITech Group - Elitech Elite Real Time kit (n=2), Focus Diagnostics (n=1), Focus Diagnostics - Focus Diagnostics Simplexa (n=1), GeneProof (n=4), GeneProof - GeneProof Real Time PCR kit (n=4), Hologic (n=1), Hologic - Hologic Aptima (n=1), InterLabService (n=1), InterLabService - InterLabService AmpliSens (n=1), Meridian Biosciences (n=2), Meridian Biosciences - Meridian Bioscience illumigene (n=2), PrimerDesign (n=1), PrimerDesign - PrimerDesign Genesig (n=1), Progenie Molecular (n=1), Progenie Molecular - Progenie Molecular RealCycler (n=1), Quidel (n=1), Quidel - Quidel Lyra (n=1), Roche (n=4), Roche - Roche Cobas 4800 (n=2), Roche - Roche LightCycler (n=2), Sacace (n=2), Sacace - Sacace Real TM (n=2), Seegene (n=2), Seegene - Seegene Real Time PCR (n=2), Vitassay (n=2), Vitassay - Vitassay Real-Time PCR (n=2), In-House - Conventional In-House PCR (n=1)

Groups Rolled Up: Altona Diagnostics - Altona Diagnostics RealStar (n=17), QIAGEN - QIAGEN Artus Real Time (n=9), TIB MOLBIOL - TIB MOLBIOL LightMix (n=9), fast-track DIAGNOSTICS - FTD real time PCR (n=13)


HSVDNA18S-09 - Qualitative Results Breakdown

Sample Code	Sample Content	Matrix	Sample Relationships	Detection Frequency	Sample Status	Percentage Correct (All)	
						(%)	(n)
HSVDNA18S-09	HSV Type 2	Transport Medium	DS2_3	Frequently Detected	CORE	96.4	169



Groups below n=5: AmpliSens (n=3), AmpliSens - AmpliSens Real Time PCR (n=3), BD Molecular Diagnostics (n=2), BD Molecular Diagnostics - BD ProbeTec (n=2), BioGX (n=1), BioGX - BioGX Sample-Ready (n=1), Biolegio (n=1), Biolegio - Biolegio ReadyMax (n=1), Cepheid (n=2), Cepheid - Cepheid Smart Reagents (n=2), Certest (n=2), Certest - Certest Real Time PCR (n=2), Diagenode (n=4), Diagenode - Diagenode Real Time kit (n=4), ELITech Group (n=2), ELITech Group - Elitech Elite Real Time kit (n=2), Focus Diagnostics (n=1), Focus Diagnostics - Focus Diagnostics Simplexa (n=1), GeneProof (n=4), GeneProof - GeneProof Real Time PCR kit (n=4), Hologic (n=1), Hologic - Hologic Aptima (n=1), InterLabService (n=1), InterLabService - InterLabService AmpliSens (n=1), Meridian Biosciences (n=2), Meridian Biosciences - Meridian Bioscience illumigene (n=2), PrimerDesign (n=1), PrimerDesign - PrimerDesign Genesig (n=1), Progenie Molecular (n=1), Progenie Molecular - Progenie Molecular RealCycler (n=1), Quidel (n=1), Quidel - Quidel Lyra (n=1), Roche (n=4), Roche - Roche Cobas 4800 (n=2), Roche - Roche LightCycler (n=2), Sacace (n=2), Sacace - Sacace Real TM (n=2), Seegene (n=2), Seegene - Seegene Real Time PCR (n=2), Vitassay (n=2), Vitassay - Vitassay Real-Time PCR (n=2), In-House - Conventional In-House PCR (n=1)

Groups Rolled Up: Altona Diagnostics - Altona Diagnostics RealStar (n=17), QIAGEN - QIAGEN Artus Real Time (n=9), TIB MOLBIOL - TIB MOLBIOL LightMix (n=9), fast-track DIAGNOSTICS - FTD real time PCR (n=13)

Individual Report	QCMD 2018 Herpes simplex virus DNA EQA Programme					
Catalogue Code: QAV994105	Ref Code: HSV/DNA18	Challenge: S	Analysis Type: Qualitative	Dataset: 234347	Report UID: 2677/234347/1620	Laboratory CZ023

Additional Educational Samples Information

The following section has been categorised as shown below:

Educational ► Qualitative

Individual Panel Member Analysis (Qualitative)

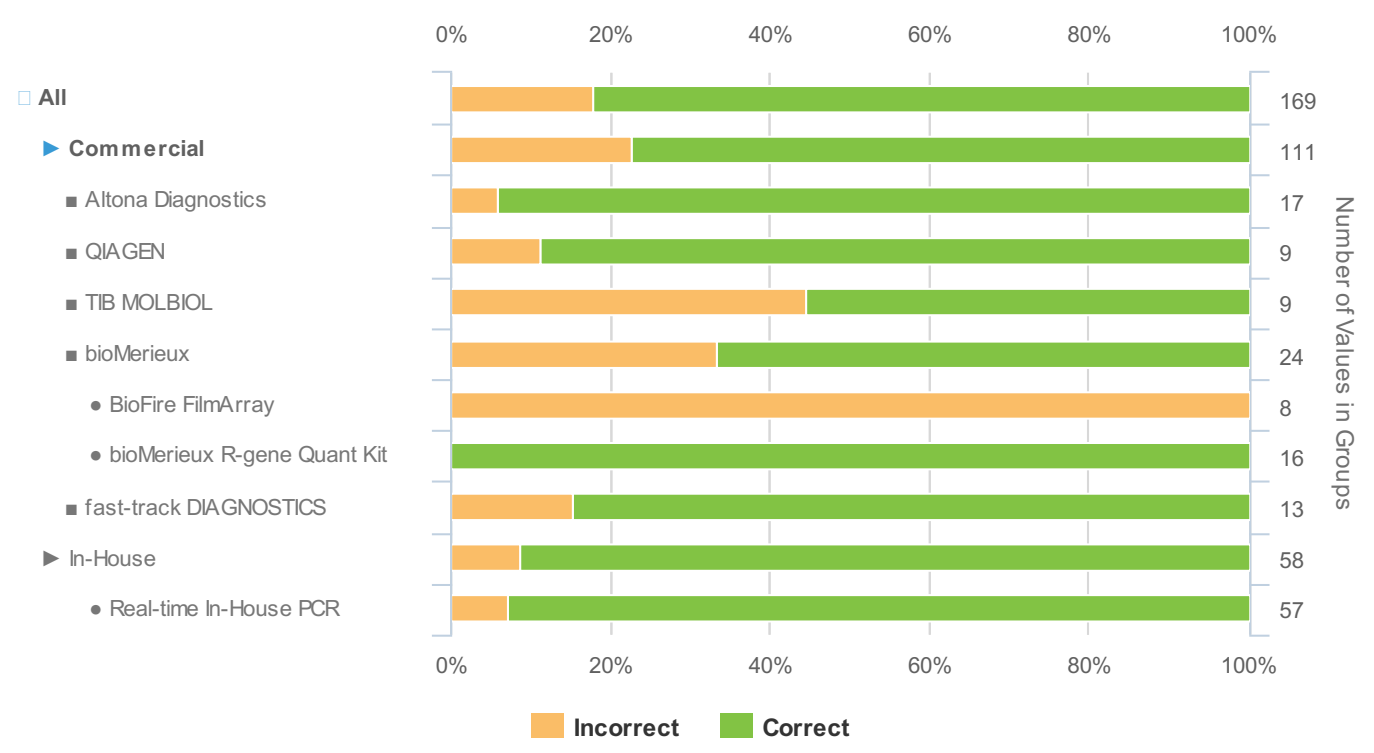
Qualitative analysis for each panel member is provided in relation to your EQA assessment group. EQA assessment groups are established using the molecular workflow information reported by all participants within this EQA challenge / distribution. The principal level of assessment is at the individual method level which is defined based on your reported “amplification/detection method” and other laboratories using the same or similar amplification/detection methods.

To allow meaningful assessment at the individual method level the EQA assessment group must consist of 5 or more datasets. If there are not sufficient datasets at the individual method level then your results will be included within a higher EQA assessment group based on whether it is a commercial or in house technology/method. The highest level assessment grouping is “All” participant reported qualitative results.

A breakdown of qualitative results reported by participants on each of the panel members within this EQA challenge / distribution is provided below. You can compare your results to those within your EQA assessment group and those obtained within other EQA assessment groups or to the overall consensus for each sample within this EQA challenge / distribution.


HSVDNA18S-07 - Qualitative Results Breakdown

Sample Code	Sample Content	Matrix	Sample Relationships	Detection Frequency	Sample Status	Percentage Correct (All)	
						(%)	(n)
HSVDNA18S-07	HSV Type 1 (95/1906)	Transport Medium	DS1_4	Detected	EDUCATIONAL	82.2	169



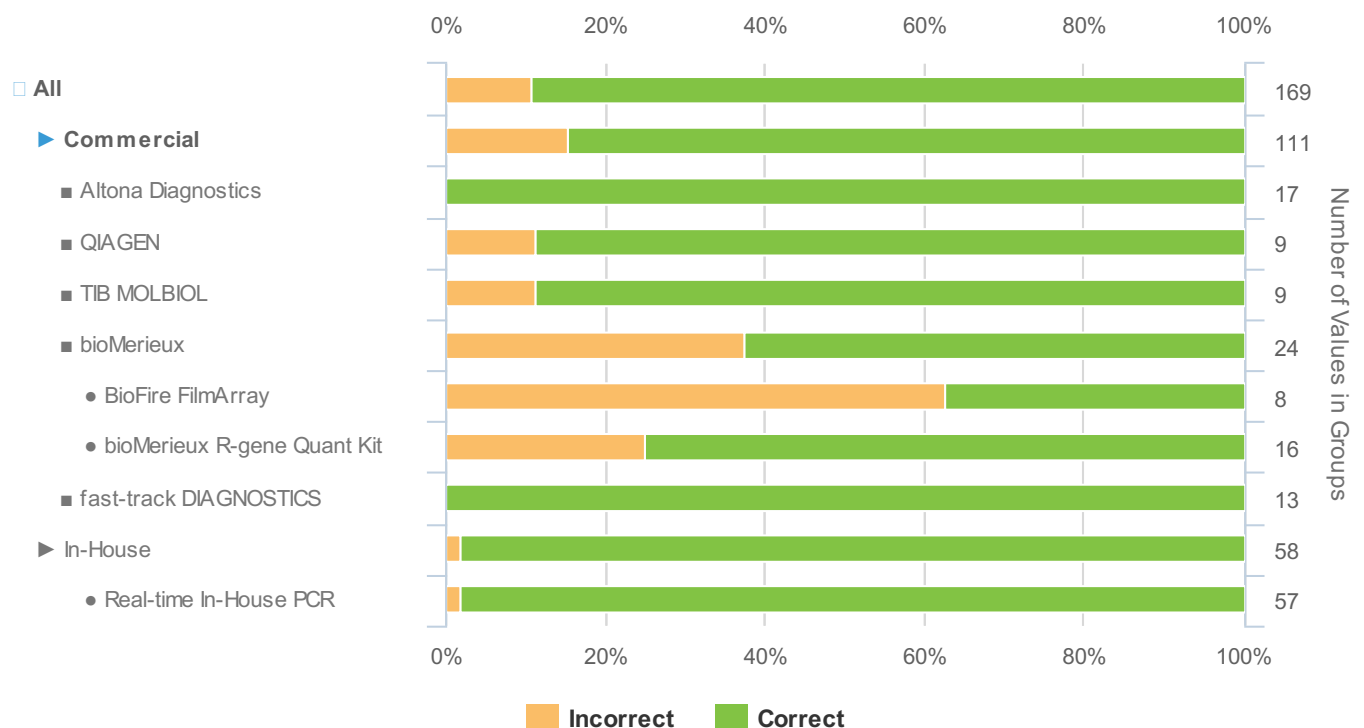
Groups below n=5: AmpliSens (n=3), AmpliSens - AmpliSens Real Time PCR (n=3), BD Molecular Diagnostics (n=2), BD Molecular Diagnostics - BD ProbeTec (n=2), BioGX (n=1), BioGX - BioGX Sample-Ready (n=1), Biologig (n=1), Biologig - Biologig ReadyMax (n=1), Cepheid (n=2), Cepheid - Cepheid Smart Reagents (n=2), Certest (n=2), Certest - Certest Real Time PCR (n=2), Diagenode (n=4), Diagenode - Diagenode Real Time kit (n=4), ELITech Group (n=2), ELITech Group - Elitech Elite Real Time kit (n=2), Focus Diagnostics (n=1), Focus Diagnostics - Focus Diagnostics Simplexa (n=1), GeneProof (n=4), GeneProof - GeneProof Real Time PCR kit (n=4), Hologic (n=1), Hologic - Hologic Aptima (n=1), InterLabService (n=1), InterLabService - InterLabService AmpliSens (n=1), Meridian Biosciences (n=2), Meridian Biosciences - Meridian Bioscience illumigene (n=2), PrimerDesign (n=1), PrimerDesign - PrimerDesign Genesig (n=1), Progenie Molecular (n=1), Progenie Molecular - Progenie Molecular RealCycler (n=1), Quidel (n=1), Quidel - Quidel Lyra (n=1), Roche (n=4), Roche - Roche Cobas 4800 (n=2), Roche - Roche LightCycler (n=2), Sacace (n=2), Sacace - Sacace Real TM (n=2), Seegene (n=2), Seegene - Seegene Real Time PCR (n=2), Vitassay (n=2), Vitassay - Vitassay Real-Time PCR (n=2), In-House - Conventional In-House PCR (n=1)

Groups Rolled Up: Altona Diagnostics - Altona Diagnostics RealStar (n=17), QIAGEN - QIAGEN Artus Real Time (n=9), TIB MOLBIOL - TIB MOLBIOL LightMix (n=9), fast-track DIAGNOSTICS - FTD real time PCR (n=13)

Individual Report	QCMD 2018 Herpes simplex virus DNA EQA Programme				 <small>Quality Control for Molecular Diagnostics</small>		
Catalogue Code: QAV994105	Ref Code: HSV DNA 18	Challenge: S	Analysis Type: Qualitative	Dataset: 234347	Report UID: 2677/234347/1620	Laboratory CZ023	

HSVDNA18S-10 - Qualitative Results Breakdown

Sample Code	Sample Content	Matrix	Sample Relationships	Detection Frequency	Sample Status	Percentage Correct (All)	
						(%)	(n)
HSVDNA18S-10	HSV Type 2	Transport Medium	DS2_4	Detected	EDUCATIONAL	89.3	169



Groups below n=5: AmpliSens (n=3), AmpliSens - AmpliSens Real Time PCR (n=3), BD Molecular Diagnostics (n=2), BD Molecular Diagnostics - BD ProbeTec (n=2), BioGX (n=1), BioGX - BioGX Sample-Ready (n=1), Biologig (n=1), Biologig - Biologig ReadyMax (n=1), Cepheid (n=2), Cepheid - Cepheid Smart Reagents (n=2), Certest (n=2), Certest - Certest Real Time PCR (n=2), Diagenode (n=4), Diagenode - Diagenode Real Time kit (n=4), ELITech Group (n=2), ELITech Group - Elitech Elite Real Time kit (n=2), Focus Diagnostics (n=1), Focus Diagnostics - Focus Diagnostics Simplexa (n=1), GeneProof (n=4), GeneProof - GeneProof Real Time PCR kit (n=4), Hologic (n=1), Hologic - Hologic Aptima (n=1), InterLabService (n=1), InterLabService - InterLabService AmpliSens (n=1), Meridian Biosciences (n=2), Meridian Biosciences - Meridian Bioscience illumigene (n=2), PrimerDesign (n=1), PrimerDesign - PrimerDesign Genesig (n=1), Progenie Molecular (n=1), Progenie Molecular - Progenie Molecular RealCycler (n=1), Quidel (n=1), Quidel - Quidel Lyra (n=1), Roche (n=4), Roche - Roche Cobas 4800 (n=2), Roche - Roche LightCycler (n=2), Sacace (n=2), Sacace - Sacace Real TM (n=2), Seegene (n=2), Seegene - Seegene Real Time PCR (n=2), Vitassay (n=2), Vitassay - Vitassay Real-Time PCR (n=2), In-House - Conventional In-House PCR (n=1)

Groups Rolled Up: Altona Diagnostics - Altona Diagnostics RealStar (n=17), QIAGEN - QIAGEN Artus Real Time (n=9), TIB MOLBIOL - TIB MOLBIOL LightMix (n=9), fast-track DIAGNOSTICS - FTD real time PCR (n=13)

Individual Report	QCMD 2018 Herpes simplex virus DNA EQA Programme					
Catalogue Code: QAV994105	Ref Code: HSV/DNA18	Challenge: S	Analysis Type: Qualitative	Dataset: 234347	Report UID: 2677/234347/1620	Laboratory CZ023

QCMD © 2018. The QCMD EQA programme samples, associated reports and data generated during this programme are intended for External Quality Assessment (EQA) and Proficiency Testing (PT) purposes only. QCMD operates according to a strict Code of Practice which is in line with ISO/IEC 17043 and associated standards. Data reported in QCMD programmes is representative of a laboratory's standard diagnostic testing protocols irrespective of the technology they use. The data provided in the reports are based on technical information provided by the individual laboratories as part of the assessment process, as such it does not constitute a formal technology method comparison. All text and images produced by QCMD are the property of QCMD unless otherwise stated.

The reproduction and use of these materials is not permitted without the express written consent of QCMD. The use of the information provided in QCMD reports for commercial purposes is strictly prohibited.